



RETAIL CATALOGUE
2016 / 2017



PERFORMANCE, PRECISION, PASSION

In 1888, a Scotsman named John Boyd Dunlop invented the pneumatic tyre. Today, Dunlop is one of the world's leading manufacturers of high and ultra high performance motorcycle tyres with an impressive track record of racing success.

Racing has driven Dunlops success since the beginning and we have achieved exceptional results on the track. Our history and success is linked with the innovations developed from racing and we then transfer this technology to the product you use today on your road or off-road machine.

Dunlop offers a huge range of product to all cater for motorcyclists, no matter what you ride, how you ride, or where you ride.

Our engineers and designers across Europe, North America and Japan are committed to developing the best high-performance street and off road tyres manufactured in factories based in three continents. Sharing our expertise on global projects involving R & D, innovation, testing and racing, enables us to produce a product of the highest quality.

Our work is never complete. We are continually developing and testing new technologies and compounds in order to create the best motorcycle tyre for your needs. Today, Dunlop is the official single tyre supplier for the Moto2 and Moto3 Championships, AMA Championships, Australasian Superbike Championships.

Many of the world's most prestigious motorcycle manufacturers also fit Dunlop tyres as original equipment, including, Honda, Aprilia, Benelli, Buell, Derbi, Ducati, Harley Davidson, Husaberg, Husqvarna, Indian, Kawasaki, KTM, MV Agusta, Piaggio, Suzuki, Triumph, Victory and Yamaha.

RACING

Dunlop's racing success both in Australia & Internationally is unsurpassed.

ROAD

Dunlop has won 16 of the past 20 Australian Superbike Championships.

Dunlop has won 18 of the past 22 Australian Supersport Championships

OFF-ROAD

Dunlop has won 19 of the past 24 Australian Pro Open Motocross Championships.



KIRK GIBBS

CONTENTS

PREMIUM STREET

Radial - Sport /Track Day	6-7
Radial - Sport/Touring	8-11
Bias - Sports/Touring	12-13
Bias - Cruiser/Touring	14-15
Radial / Bias OE & Replacement	16

HARLEY DAVIDSON

Radial / Bias	17-19
---------------	-------

USA CRUISER & CUSTOM

Radial / Bias	20-21
---------------	-------

HISTORIC / CLASSIC

Bias	22
------	----

SCOOTER

Radial / Bias / Racing	23
------------------------	----

RACING & TRACK DAY

Radial	24-25
--------	-------

DUAL PURPOSE

Adventure Road/Trail	26-28
----------------------	-------

TRAILS etc

Trails & Dirt Track	29
---------------------	----

OFFROAD TERRAIN CHART

MX & Off Road	32-33
---------------	-------

MX / SX / ENDURO

	34-36
--	-------

MINI MX

	37
--	----

ENDUROCROSS

	38
--	----

MOUSSE / TUBES

Heavy Duty & Harley Davidson	38
------------------------------	----

QUAD

	39
--	----

TECHNICAL INFORMATION

	40-45
--	-------

FITMENTCHART

	46-63
--	-------

WAYNE MAXWELL

Dealers Please Note:

All RRP's are subject to change without notice
and are correct at time of printing.

RACE TO ROAD

Dunlop has been involved with racing for almost as long as the tyre has been invented. Our involvement between racing and road riding is more than just an idea. It is the philosophy behind everything we do.

Through our many years of racing involvement and success, Dunlops engineers have transferred the technological breakthroughs from the track to the road to ensure the tyres you ride on today are at the cutting edge of technology. Multi-Tread & N-Tec technology were both developed for the track. These race winning advances are now available in the tyres you use on the street today.

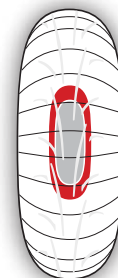
OUR TECHNOLOGY



N-TEC TECHNOLOGY was first created to meet the demands of Superbike racing. Due to a radical new carcass design Dunlop developed a race tyre that has dominated almost form of international open tyre rule road racing since its release.

N-Tec features are:

- / Continuously wound carcass virtually eliminates tyre growth at speed for excellent high speed stability
- / Cooler running temperatures maintain carcass integrity, prolong tread life and permits the use of higher-grip lateral traction compounds.
- / Softer feel in corner entry & improved cornering traction.
- / Larger contact patch provides a substantial increase in corner exit grip.
- / Remarkable consistency in lap times over the life of the tyre: fastest laps are commonly achieved in the last few laps of the race.



MULTI TREAD (MT) TECHNOLOGY is our latest innovation. Years of success in global Superbike & Endurance racing have resulted in the development of a pioneering multi compound, which is transferred to many of our Sportmax street & track products. The central traction compound contacts the road when the motorcycle is upright. It uses a tougher cooler running compound that maintains straight-line stability, traction, braking and most importantly longer tread life. The lateral compound that contacts the road when the motorcycle is leaning over incorporates a rubber compound specifically developed to enhance grip at maximum lean angles.



DUNLOP'S UNIQUE 5 ZONE TREAD COMPOUND on the rear tyre gives race tyre grip without compromise to tyre wear.

MT5 features are:

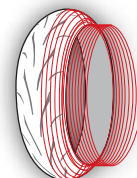
- / High Mileage compound in centre of tyre for class leading wear
- / Softer Compound on the side of the tyre for superior drive out of corners
- / Race compound on the shoulder of tyre for high edge grip similar to racing tyres



HI SILICA COMPOUND is blended with modern polymers to offer superior wet and dry grip in all weather conditions and fast warm-up in cold conditions



JOINTLESS BELT (JLB) CONSTRUCTION uses cord density engineering technologies to deliver more linear steering properties, improved rider feedback, and top class high-speed stability. Additional benefits include more subtle shock absorption for enhanced riding comfort on longer rides



JOINTLESS TREAD (JLT), also called strip-winding technology, allows multiple compounds to be precisely positioned on the tyre being striped on in a single tread wire, to achieve:

- / Minimised force variation within the tyre
- / Improved durability
- / Progressive grip from the tread centre to shoulder
- / Less heat build up
- / High-speed tyre stability



CARCASS THRUST TUNING TECHNOLOGY for less carcass distortion under power. Reduce tyre squirm for smooth line change and consistent rider feed back.



CARCASS TENSION CONTROL SYSTEM Many of our front and rear tyre constructions use a Carcass Tension Control System (CTCS) to control carcass stress distribution. This optimises the tension in different areas of the casing, improving cornering stability, straight-line traction and rider feedback so that you can ride with confidence.

- / Allows different areas of the tyre to be designed with different tension levels to distribute forces in a more progressive way.
- / Controls stress distribution to provide an optimised contact area at different lean angles.
- / Achieves better control without the use of additional components, thus reducing weight.
- / Improves suspension characteristics, reducing steering effort and improving rider feedback.



SPORTMAX
THE SPORTMAX FAMILY

RADIAL ROAD (ZR)

TRACK DAY				HYPERSPORT				SPORT				SPORT TOURING				COMMUTING			
D211 GP RACER																			
				α-13 Z															
								SPORTMAX Q3											
												SPORTSMART 2							
																ROADSPORT			
																ROADSMART III			
																ROADSMART II			
																GPR-300 ZR			

RADIAL ROAD (HR)

Source	Relative Contribution
UB-02	~10%
α -13 HR	~45%
GPR-300 HR	~25%

RADIAL ROAD
HYPERSPORT - (ZR)

SPORTSMART²



Dunlop's new technologically advanced tyre for sport bikes takes sports tyres to a higher dimension delivering superior handling, optimised wet and dry grip, durability, comfort and high speed stability.

- / Grip is enhanced by using Multi-Tread technology on the rear tyre with a specific shoulder compound for better cornering in wet and dry conditions
- / Reverse direction centre tyre pattern on the front enhances water drainage for further improved wet performance
- / Improved handling achieved by the use of new front tyre shape and construction delivering faster turn-in, accurate line holding and braking stability in corners
- / High comfort due to use of JLB and JLT technologies, means fewer components, a new tyre shape and lighter tyres



PART NUMBER	SIZE	RRP
DPSS2F1206017	120/60ZR17 55W SPORTSMART2 Fr	209.95
DPSS2F1207017	120/70ZR17 58W SPORTSMART2 Fr	229.95
DPSS21606017	160/60ZR17 69W SPORTSMART2	279.95
DPSS21805517	180/55ZR17 73W SPORTSMART2	299.95
DPSS21806017	180/60ZR17 75W SPORTSMART2	309.95
DPSS21905017	190/50ZR17 73W SPORTSMART2	309.95
DPSS21905517	190/55ZR17 75W SPORTSMART2	309.95
DPSS22005517	200/55ZR17 78W SPORTSMART2	319.95

RADIAL ROAD
HYPERSPORT - TRACKDAY - (ZR)


Meet the all-new Dunlop Sportmax Q3, the next-generation sport tyre featuring Dunlop's new Carbon Fibre Technology (CFT).

- / Dunlop's (CTF) Carbon Fibre Technology for:- exceptional performance, cornering and feel
- / MT Multi-Tread™ technology in the rear tyre uses a tough, long-wearing compound in the centre of the tread for excellent traction and longer tread life, plus special lateral grip compounds for outstanding grip
- / Intuitive Response Profile™ (IRP) technology in the rear tyre allows greater latitude in line choice while cornering, plus amazingly linear steering
- / New rubber compounds derived from road- racing tyres to deliver the maximum grip for today's Superbikes
- / Aggressive new Q3 tread pattern uses fewer grooves that are longer in length to enhance wet-weather performance
- / The Dunlop Sportmax Q3 offers superb grip, stability, steering feel and longevity on the street and on the track

PART NUMBER	SIZE	RRP
DPQ3F1206017	120/60ZR17 55W Q3 Fr	209.95
DPQ3F1207017	120/70ZR17 58W Q3 Fr	209.95
DPQ31606017	160/60ZR17 69W Q3	279.95
DPQ31805517	180/55ZR17 73W Q3	279.95
DPQ31905017	190/50ZR17 73W Q3	289.95
DPQ31905517	190/55ZR17 75W Q3	299.95
DPQ32005017	200/50ZR17 75W Q3	299.95
DPQ32404018	240/40ZR18 79W Q3	429.95

**CARBON FIBRE.
IT'S LIGHT.
IT'S STRONG.
IT'S TOUGH.**

RADIAL ROAD

TRACKDAY - HYPERSPORT (ZR)

SPORTMAX Q-13Z

DUNLOP'S new AL-13Z is a race bred tyre suitable for both spirited sports riding and also track day use. Featuring Dunlop's unique MT5 5 zone tread compound the AL-13Z offers race tyre grip levels without compromise to tyre wear.

- / Featuring Dunlop's MT5 5 zone tread compound with a high mileage centre compound, softer compound on the side & race compound on the shoulder for class leading grip & wear
- / A high silica compound to enhance both wet and dry grip levels
- / New race type profile allows for race tyre handling and easy direction change with minimal rider input
- / CCT (Camber Thrust Tuning Technology) reduces tyre squirm under hard acceleration and allows for smooth & rapid line change
- / Jointless Tread with Jointless Belt Carcass for consistency and zero growth at speed

PART NUMBER	SIZE	RRP
DPAL13Z1206017	120/60ZR17 (55W) AL-13Z Fr	189.95
DPAL13Z1207017	120/70ZR17 (58W) AL-13Z Fr	199.95
DPAL13Z1606017	160/60ZR17 (69W) AL-13Z	269.95
DPAL13Z1805517	180/55ZR17 (73W) AL-13Z	299.95
DPAL13Z1905017	190/50ZR17M (73W) AL-13Z	309.95
DPAL13Z1905517	190/55ZR17 (75W) AL-13Z	314.95



5 ZONE TREAD COMPOUND (REAR)

RADIAL ROAD

SPORTS RADIAL 250-500cc STREET & TRACKDAY - (HR)

SPORTMAX Q-13H

HR Sports Radial for medium size bikes - Suitable for Track Day use.

- / MT Multi Tread technology on the rear tyre for optimum grip & wear
- / Improved compounds derived from racing for better dry grip & improved wet grip
- / CCT "Carcass Tension System" on rear tyre for improved suspension capabilities & better feed back to rider
- / Improved compounds derived from racing for better dry grip & improved wet grip
- / A large range of sizes to suit most medium sized sports bikes
- / Improved lean angles with excellent rider feed-back

PART NUMBER	SIZE	RRP
DPAL13F1107017	110/70R17 54H ALPHA 13 Fr	192.95
DPAL13F1206017	120/60R17 55H ALPHA 13 Fr	192.95
DPAL13F1207017	120/70R17 58H ALPHA 13 Fr	202.95
DPAL131406017	140/60R17 63H ALPHA 13	227.95
DPAL131407017	140/70R17 66H ALPHA 13	216.95
DPAL131506017	150/60R17 66H ALPHA 13	238.95
DPAL131606017	160/60R17 69H ALPHA 13	251.95
DPAL131406018	140/60R18 64H ALPHA 13	249.95
DPAL131506018	150/60R18 67H ALPHA 13	262.95

RADIAL ROAD

SPORTS TOURING RADIAL

ROADSMART III



CLASS LEADING
HIGH MILEAGE

Dunlop's new Sportmax RoadSmart 3 has been developed to offer class leading mileage combined with high grip levels in both wet and dry conditions. The Roadsmart III offers improved rider feed back, comfort and high speed stability.

- / Rear MT (Multi Tread) compound uses a newly developed abrasion resistant compound for class leading high mileage in the centre with an improved compound on the shoulder for superior wet and dry grip.
- / New compound offers higher grip levels at low temperatures and in wet conditions.
- / Both front and rear tyres use HES-JLB for improved impact absorption and stability.
- / Slim High Bead Apex for sidewall strength with improved flexibility for superior comfort and less fatigue on long rides.
- / New profile & construction for easy line change and less rider fatigue.
- / Fast warm up.
- / Linear wear and responsive handling throughout tread life.

PART NUMBER	SIZE	RRP
DPRS31206017	120/60ZR17 55W ROADSMART 3 Fr	179.95
DPRS31207017	120/70ZR17 58W ROADSMART 3 Fr	189.95
DPRS31307017	130/70ZR17 62W ROADSMART 3 Fr	199.95
DPRS31207018	120/70ZR18 59W ROADSMART 3 Fr	209.95
DPRS31606017	160/60ZR17 69W ROADSMART 3	249.95
DPRS31607017	160/70ZR17 73W ROADSMART 3	249.95
DPRS31706017	170/60ZR17 72W ROADSMART 3	259.95
DPRS31805517	180/55ZR17 73W ROADSMART 3	259.95
DPRS31905017	190/50ZR17 73W ROADSMART 3	269.95
DPRS31905517	190/55ZR17 75W ROADSMART 3	279.95
DPRS31906017	190/60ZR17 78W ROADSMART 3	279.95
DPRS31507018	150/70ZR18 70W ROADSMART 3	249.95
DPRS31706018	170/60ZR18 73W ROADSMART 3	259.95



ONE TOUGH TEST, ONE CLEAR WINNER

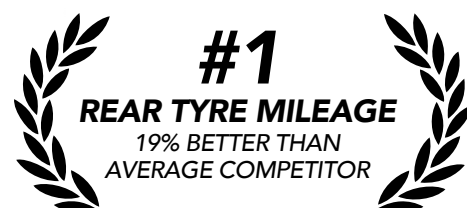
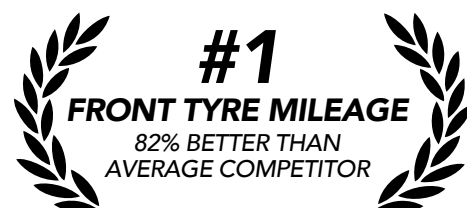
A REVOLUTIONARY TYRE PUT THROUGH ONE OF THE MOST RIGOROUS TESTS ON EARTH.

"Based on the functional testing, the cumulative point scores in the dry and wet testing show the Dunlop RoadSmart III was the overall winner of the functional test. In the wear test the Dunlop Roadsmart III clearly showed the highest potential mileage, combined with very safe and neutral cornering behaviour from the beginning to the end."

MOTORRAD TEST CENTRE



MotorradTestCenter



DUNLOP

THE REVOLUTIONARY NEW

ROADSMART III

*Tested by Motorrad Test Center, by order of Goodyear Dunlop. The Dunlop RS III was awarded overall test winner. The Dunlop RS III was compared to 4 tested competitor tyres in the sport touring radial segment (Michelin Pilot Road 4 GT, Bridgestone T30 Evo, Pirelli Angel GT and Metzeler Roadtec Z8 M/O) in dry and wet test and to 3 tested competitor tyres in the wear test (Michelin Pilot Road 4 GT, Bridgestone T30 Evo, Pirelli Angel GT). Dry and wet test carried out at Mireval Proving Ground, France in January 2016. Wear test carried out in Almeria Spain in November 2015. Bike used was Yamaha FJR 1300A with tyre sizes Front 120/70/ZR17 and Rear 180/55/ZR17.

RADIAL ROAD

SPORTS TOURING RADIAL

ROADSMART II



Dunlops new Sportmax RoadSmart II is a premium sport touring tyre that can be ridden on in confidence no matter what the weather conditions or road conditions and offers a class leading combination of grip, stability, comfort, handling & wear.

/ Front and Rear tyres use JLB construction to deliver increased stability.

/ Rear Multi-Tread (MT) construction incorporating a long wearing compound in the centre and a lateral grip compound on the side for class leading grip and performance.

/ Increased tread depth further promotes water channeling whilst also extending tyre life.

/ Intuitive Response Profile (IRP) allows for greater latitude whilst cornering and provides linear steering at all lean angles for enhanced grip & handling

/ New cosecant-curve tread pattern helps promote even tyre wear and stiffens pattern for reduced tyre squirm and extended tread life.

/ New rubber compounds incorporating Silica for superior wet grip and accelerated warm-up. The new compounds allow for maximum performance over a wide range of operating temperatures.

/ Fast warm up.

/ Linear and responsive handling throughout tread life.

PART NUMBER	SIZE	RRP
DPRS2F1107017	110/70ZR17 54W ROADSMART II Fr	169.95
DPRS2F1207017	120/70ZR17 58W ROADSMART II Fr	169.95
DPRS21507017	150/70ZR17 69W ROADSMART II	219.95
DPRS21606017	160/60ZR17 69W ROADSMART II	219.95
DPRS21607017	160/70ZR17 73W ROADSMART II	219.95
DPRS21706017	170/60ZR17 72W ROADSMART II	219.95
DPRS21805517	180/55ZR17 73W ROADSMART II	229.95
DPRS21905017	190/50ZR17 73W ROADSMART II	229.95
DPRS21905517	190/55ZR17 75W ROADSMART II	239.95
DPRS21507018	150/70ZR18 70W ROADSMART II	229.95
DPRS21606018	160/60ZR18 70W ROADSMART II	229.95
DPRS21706018	170/60ZR18 73W ROADSMART II	239.95
DPRS22005018	200/50ZR18 76V ROADSMART II	239.95

A NEW BENCHMARK OF
BALANCED ALL-ROUND EXCELLENCE

RADIAL ROAD

SPORTS RADIAL - (ZR)

Roadsport

GREAT CHOICE FOR
CB500/CBR500,
Z800, MT07, MT09

A premium sports tyre that offers an excellent combination of grip, wear, rider feedback with linear handling.

- / Featuring a new compound that has a balance of Silica for wet grip and carbon with new polymers for outstanding dry grip & wear
- / Multi Tread (MT) for long wear with exceptional edge grip
- / A new profile has been designed for linear handling and excellent rider feedback at all lean angles

PART NUMBER	SIZE	RRP
DPRSP1307016	130/70ZR16M 61W ROADSPORT Fr	179.95
DPRSP1206017	120/60ZR17M 55W ROADSPORT Fr	169.95
DPRSP1207017	120/70ZR17M 58W ROADSPORT Fr	169.95
DPRSP1606017	160/60ZR17M 69W ROADSPORT	219.95
DPRSP1706017	170/60ZR17M 72W ROADSPORT	229.95
DPRSP1805517	180/55ZR17M 73W ROADSPORT	229.95
DPRSP1905017	190/50ZR17M 73W ROADSPORT	239.95
DPRSP1905517	190/55ZR17M 75W ROADSPORT	239.95

RADIAL ROAD

SPORT/TOURING/COMMUTING (ZR&HR)

SPORTMAX GPR - 300

The new GPR-300 is an all new budget priced Radial tyre developed for the rider who expects a balance of performance & wear from their tyres. Available in a large range of sizes to suit Touring riders, commuters and weekend sports riders the new GPR-300 delivers performance levels to a high standard.

- / A newly developed Hi Silica-Polymer blended compound for improved wet grip, dry grip & mileage.
- / New profile shape and revised carcass construction for lighter weight creates easy handling at all speeds and improves road holding in all conditions.
- / All new tread pattern for better water dispersion to improve wet grip.
- / Available in a large range of HR & ZR sizes to suit bikes of 250cc and over.

PART NUMBER	SIZE	RRP
GPR-300 HR		
DP3001107017H	110/70R17M 54H GPR300F	159.95
DP3001206017H	120/60R17M 55H GPR300F	159.95
DP3001407017	140/70R17M 66H GPR300	189.95
DP3001506017H	150/60R17M 66H GPR300	219.95
DP3001606017H	160/60R17M 69H GPR300	229.95
DP3001406018	140/60R18M 64H GPR300	229.95
DP3001506018	150/60R18M 67H GPR300	234.95
GPR-300 ZR		
DP3001307016	130/70ZR16M (61W) GPR300F	179.95
DP3001107017	110/70ZR17M (54W) GPR300F	159.95
DP3001206017	120/60ZR17M (55W) GPR300F	159.95
DP3001207017	120/70ZR17M (58W) GPR300F	159.95
DP3001108018	110/80ZR18M (58W) GPR300	189.95
DP3001507017	150/70ZR17M (69W) GPR300	229.95
DP3001606017	160/60ZR17M (69W) GPR300	229.95
DP3001706017	170/60ZR17M (72W) GPR300	229.95
DP3001805517	180/55ZR17M (73W) GPR300	229.95
DP3001905017	190/50ZR17M (73W) GPR300	239.95

BIAS ROAD

SPORT/TOURING

GT301/GT601 GT601 "V" ARROWMAX



The new GT601 Arrowmax is a bias ply construction tyre made for all types of motorcycle requiring bias tyre fitment. Using new compound and construction technology the GT601 is a class leading bias tyre made for both modern bikes and older, larger high powered machines.

- / Hi-Silica blended compound with new polymers improves wet grip, dry grip and mileage
- / Quick warm-up and hi grip in low temperatures
- / New tread design for improved wet grip ad longer life and excellent high speed stability
- / New profile shape and carcass construction using modern technology improves handling and ride comfort
- / A full size range including new V rated sizes to suit older bikes

PART NUMBER	SIZE	RRP
DP301F1008016	100/80-16 50H GT301 Fr	109.95
DP6011009016	100/90-16M 54H GT601 Fr	109.95
DP6011208016	120/80-16M 60V GT601 Fr V	154.95
DP6011008017	100/80-17M 52H GT601 Fr	119.95
DP6011107017	110/70-17M 54H GT601 Fr	124.95
DP6011108017	110/80-17M 57H GT601 Fr	134.95
DP6011207017	120/70-17M 58H GT601 Fr	129.95
DP601909018	90/90-18M 51H GT601 Fr	109.95
DP6011008018	100/80-18M 53H GT601 Fr	129.95
DP6011009018	100/90-18M 56H GT601 Fr	124.95
DP6011109018F	110/90-18 61V GT601 Fr V	149.95
DP6011009019	100/90-19M 47V GT601 Fr V	154.95
DP3011308016	130/80-16 64H GT301	155.95
DP6011309016	130/90-16M 67H GT601	174.95
DP6011208017	120/80-17M 61H GT601	149.95
DP6011307017	130/70-17M 62H GT601	149.95
DP6011309017	130/90-17 68V GT601 V	199.95
DP6011407017	140/70-17M 66H GT601	159.95
DP6011507017	150/70-17M 69H GT601	179.95
DP6011108018	110/80-18M 58H GT601	149.95
DP6011109018	110/90-18M 61H GT601	152.95
DP6011208018	120/80-18M 62H GT601	145.95
DP6011307018	130/70-18M 63H GT601	164.95
DP6011407018	140/70-18M 67H GT601	174.95
DP6011507018	150/70-18M 70H GT601	189.95
DP6011209018	120/90-18 65V GT601 V	199.95
DP6011308018	130/80-18 66V GT601 V	199.95

GT601 TO SUIT **300 NINJA & R3**

BIAS ROAD

SPORT/TOURING

STREETSMART



Ride in confidence on a premium bias construction tyre newly developed for Sport and Sport Touring bikes of all capacity.

- / Streetsmart uses new generation compound polymers with silica reinforcement, for improved grip in cold and wet conditions.
- / Front tyre features continuous centre grooves for wet grip and steering characteristics.
- / Front and rear tyres feature cosecant curve design for improved wear resistance.
- / Larger tread grooves improve water drainage to enhance wet grip.
- / Rear tyres uses increased tread depth for extended mileage.

PART NUMBER	SIZE	RRP
DPSTSF1109016	110/90-16 59V STREETSMART Fr	179.95
DPSTSF1208016	120/80-16 60V STREETSMART Fr	189.95
DPSTSF1108017	110/80-17 57V STREETSMART Fr	189.95
DPSTSF1207017	120/70-17 58V STREETSMART Fr	179.95
DPSTSF1009018	100/90-18 56V STREETSMART Fr	179.95
DPSTSF1108018	110/80-18 58V STREETSMART Fr	199.95
DPSTSF1109018	110/90-18 61V STREETSMART Fr	199.95
DPSTSF32519	3.25-19 54H STREETSMART Fr	144.95
DPSTSF909019	90/90-19 52H STREETSMART Fr	164.95
DPSTSF1009019	100/90-19 57V STREETSMART Fr	164.95
DPSTS1309016	130/90-16 67V STREETSMART	219.95
DPSTS1308017	130/80-17 65H STREETSMART	209.95
DPSTS1309017	130/90-17 68V STREETSMART	229.95
DPSTS1408017	140/80-17 69V STREETSMART	229.95
DPSTS1507017	150/70-17 69V STREETSMART	239.95
DPSTS1607017	160/70-17 73V STREETSMART	299.95
DPSTS40018	4.000-18 64H STREETSMART	174.95
DPSTS1209018	120/90-18 65V STREETSMART	199.95
DPSTS1308018	130/80-18 66V STREETSMART	209.95

AVAILABLE IN SIZES TO SUIT
TRIUMPH BONNEVILLE



BIAS ROAD

CRUISER/TOURING

K555

The K555 is an original equipment & aftermarket tyre fitted OE to many cruisers.

/ An excellent all round cruising tyre that offers long life with good all round performance.

/ Bias ply construction helps deliver a smooth ride for enhanced comfort.

PART NUMBER	SIZE	RRP
DP555F1208017	120/80-17 61V K555 Fr TL	159.95
DP555F1109018	110/90-18 61S K555 Fr TT	159.95
DP5551508015	150/80-15MC 70V K555 TL	209.95
DP5551708015S	170/80-15 77S K555 TT	199.95
DP5551708015	170/80-15M 77H K555 TL	219.95
DP555J1708015	170/80-15 K555J (VTX1300S & VTX1800) USA	259.95
DP555H1708015WW	170/80-15 K555J WW (VT1100C/C2) USA	279.95
DP5551707016	170/70B16M 75H K555 TL	249.95



BIAS ROAD

CRUISER/TOURING

D404



An all-around good-performing tyre available to fit a variety of standard, cruiser and older bikes.

- / Tread compound helps deliver impressive balance of mileage and grip
- / Front and rear tread patterns enhance water evacuation and wet grip
- / Bias-ply construction helps deliver a smooth ride for enhanced comfort
- / Offset centre groove for enhanced straight-line stability. Dunlop performance in a great value package

PART NUMBER	SIZE	RRP
DP404F1109016	110/90-16 59P D404 Fr TT	119.95
DP404FS1309016	130/90-16 67S D404 Fr TT	159.95
DP404F1309016	130/90-16 67H D404 Fr TT	169.95
DP404FJ1309016	130/90-16M 67H D404FJ Fr TL	169.95
DP404F1309016WW	130/90-16 67H D404 Fr TL WSW	189.95
DP404F1508016	150/80-16M 71H D404 Fr TL	179.95
DP404F1508016WW	150/80-16 71H D404 Fr TT WSW	199.95
DP404FS1208017	120/80-17 61S D404 Fr TL	149.95
DP404FS1209017	120/90-17 M 64S D404 Fr TT	149.95
DP404F1408017	140/80-17 69H D404 Fr (USA)	239.95
DP404F1408017WW	140/80-17 69H D404 Fr WW (USA)	249.95
DP404F30018	3.00-18 4PR D404 Fr TT	89.85
DP404F1009018	100/90-18 56H D404 Fr TL	114.95
DP404F1109018	110/90-18 61H D404 Fr TL	119.95
DP404F1209018	120/90-18 65H D404 Fr TL	139.95
DP404F1307018	130/70-17 63H D404 Fr TL	169.95
DP404FS30019	3.00S19 4PR D404 Fr WT	104.95
DP404FS1009019	100/90-19 57S D404FG Fr TT	114.95
DP404FT1009019	100/90-19 57H D404 Fr TT (VT750RS)	129.95
DP404F1009019	100/90-19 57H D404 Fr TL	129.95
DP404F1109019	110/90-19 62H D404 Fr TL	139.95
DP404F809021	80/90-21 48H D404 Fr TT	112.95
DP404FH809021	80/90-21 48H D404 Fr TL	114.95
DP404FS909021	90/90-21 54S D404 Fr TT	119.95
DP4041309015	130/90-15 66P D404 TT	132.95
DP4041309015H	130/90-15 66H D404 TL	132.95
DP404S1409015	140/90-15 70S D404 TT	149.95
DP4041409015	140/90-15 70H D404 TL	159.95
DP404S1508015	150/80-15 70S D404 TL	189.95
DP4041509015	150/90B15 74H D404 TL	224.95
DP4041509015WW	150/90B15 74H D404 TL WSW	249.95
DP404S1608015	160/80-15 74HS D404 TL	199.95
DP404S1708015	170/80-15M 77S D404 TT	219.95
DP404SG1708015	170/80-15 77S D404G (XVS1100)	219.95
DP4041708015	170/80-15M 77H D404 TL	219.95
DP4041807015	180/70-15 76H D404 TT	219.95
DP4041807015TL	180/70-15 76H D404 TL	219.95
DP4041309016	130/90-16 67H D404 TL	189.95
DP4041409016	140/90-16 71H D404 TL	209.95
DP404H1409016	140/90-16 71H D404 TT	219.95
DP404G1508016	150/80B16 71H D404 TT	249.95
DP4041508016	150/80B16 71H D404J TL	249.95
DP4041508016WW	150/80B16 71H D404 TT WSW	279.95
DP4041309017	130/90-17M 68H D404 TL	199.95
DP4041109018	110/90-18 61H D404 TL	189.95
DP4041209018	120/90-18 65H D404 TL	199.95

RADIAL & BIAS ROAD

OE/REPLACEMENT

Chosen by most of the worlds leading manufacturers as OE equipment on a vast range of models.

/ Our technicians work with manufacturers to develop OE fitment tyres to very high standards.

/ Dunlop OE partners include: Aprilia, BMW, Ducati, Harley Davidson, Honda, Indian, Kawasaki, KTM, MV Augusta, Suzuki, Triumph, Victory, Yamaha.



D251



D221



D423



K701

K700



K20

K525



F24

K177

PART NUMBER	SIZE	RRP
DP700J1508016	150/80VR16 71V K700 (KAWA GTR 1000)	236.95
DP7011207018	120/70VR18 59V K701 Fr (KAWA GTR1000)	202.95
DP5251509015	150/90V15 74V K525 (V-MAX)	202.95
DP20F1109018	110/90V18 61V F20 (V-MAX)	146.95
DP2051407018	140/70R18 67V D205 (CB1100)	286.95
DP205F1108018	110/80R18 58V D205 Fr (CB1100)	214.95
DP2212404018	240/40VR18 79V D221 (VZR1800)	369.95
DP221FA1307018	130/70VR18 D221FA (VZR1800)	230.95
DP2511906017	190/60R17 78H D251 (XV1900)	311.95
DP251FR1307018	130/70R18 63H D251 Fr (XV1900)	231.95
DP2512006016	200/60VR16 79V D251 (VN2000)	279.95
DP251F1508016	150/80VR16 71V D251F (VN2000)	223.95
DP2511807016	180/70R16 77H D251 (VTX1800)	359.95
DP251F1307018	130/70R18 63H D251 Fr (VTX1800)	229.95
DP2511805517	180/55R17 73V D251 (Rune)	319.95
DP251F1506018	150/60R18 67V D251 Fr (Rune)	244.95
DP2561805517	180/55R17 73H D256 (GL1800)	299.95
DP2541306019	130/60R19 61H D254F Fr (GL1800)	219.95
DP4232005017	200/50R17 75V D423 TL (CTX1300)	319.95
DP4231307018	130/70R18 63V D423 TL (CTX1300)	209.95
DP4232005018	200/50R18 76H D423 TL (VT1300CX)	319.95
DP422F909021	90/90-21 54H D422 Fr TL (VT1300CX)	139.95
DPE3R1806016	180/60R16 80H ELITE 3 Radial (Indian Chieftian)	329.95
DPE3F1309016	130/90B16 73H ELITE 3 Fr Bias (Indian Chieftian)	259.95
DPE31708015	170/80-15 77H ELITE 3 (VT1300C/S)	242.95
DPE3F1408017	140/80-17 69H ELITE 3 (VT1300CR)	199.95
DPE3FV909021	90/90-21 54H ELITE 3 (VT1300CS)	135.95
DPAMEL1806516MG	180/65B16 81H WW AMER ELITE (Moto Guzzi)	359.95
DPAMEL1309016MG	130/90B16 69H F WW AMER ELITE (Moto Guzzi)	269.95
DPRSV1905517	190/55ZR17 75W ROADSMART (VFR1200F)	279.95
DPRSV1207017	120/70ZR17 58W ROADSMART Fr (VFR1200)	179.95
DP6101507018	150/70R18 70H D610 (CRF1000L)	219.95
DP610909021	90/90-21 54H D610F (CRF1000L)	159.95
DP327AG1209016	120/90-16 63S K327 AG (CB250N)	188.95
DP300F9010018	90/100-18 54S K300 Fr (CB250N)	90.95
DP6271309015	130/90-15 66P K627 (Virago 250)	124.95
DP24F1108019	110/80-19 59S F24	139.95
DP24F1109019	110/90-19 63H F24 (VT1100C)	199.95
DP177F1209018WW	120/90B18 65H K177F Fr (VT1100C2)	209.95
DP177F1209018WW	120/90B18 65H K177F Fr WW (VT1100C2)	219.95
DP177F1307018	130/70B18 63H K177F Fr	199.95
DP17F1009017	100/90-17 55S F17 TT	112.95



HARLEY DAVIDSON OE



D401



The D401 is the approved Harley-Davidson cruiser tyre.

- / An advanced tread pattern and specifically formulated compound deliver outstanding grip in wet and dry weather and provides long tyre life.
- / D401 tyres use bias or bias belted construction and incorporate a computer optimised tread profile to reduce cupping for even wear.
- / Now available in White Wall in selected sizes.

PART NUMBER	SIZE	RRP
DPD401F909019	90/90-19 52H D401 ST Fr	199.95
DPD401F1009019	100/90-19 57H D401 ST Fr	209.95
DPD401F1009019W	100/90-19 57H D401 ST WW Fr	249.95
DPD4011309016	130/90B16 73H D401 ST	259.95
DPD4011508016	150/80B16 71H D401 ST	279.95
DPD4011508016SW	150/80B16 71H D401 ST SW	319.95
DPD4011508016W	150/80B16 71H D401 ST WW	329.95
DPD4011607017	160/70B17 73H D401 ST	329.95
DPD4011607017WW	160/70B17 73H D401 ST WW	349.95
DPD4012005517	200/55R17 78V D401 ST	329.95

SW = Single White Line WW = Wide White Wall

HARLEY DAVIDSON OE



D402



The D402 is the approved Harley-Davidson touring tyre.

- / Built with a three-ply polyester casing with two fibreglass belts, the D402 offers greater load-carrying capacity and stability.
- / Computer - optimised tread profile with offset centre groove improves rider confidence over rain grooves and steel-grated bridges, while reducing cupping for even wear.
- / The D402 is available in front and rear black wall, slim white line and wide white wall, all with H speed rating.

PART NUMBER	SIZE	RRP
DP402FMT9016	MT90B16 74H D402 Fr	239.95
DP402FMT9016SW	MT90B16 74H D402 SWL Fr	269.95
DP402FMT9016WW	MT90B16 74H WW Fr	279.95
DP402FMT9016WWE	MT90B16 74H Engraved WW Fr	284.95
DP402F1307018	130/70B18 63H Fr	219.95
DP4029021	MH90-21 54H D402 Fr	189.95
DP4029021WW	MH90-21 54H D402 MWW Fr	209.95
DP402MT9016	MT90B16 74H D402	264.95
DP402MT9016SW	MT90B16 74H D402 SWL	279.95
DP402MT9016WW	MT90B16 74H WW	299.95
DP402MT9016WWE	MT90B16 74H Engraved WW	304.95
DP402MU8516	MU85B16 77H D402	299.95
DP402MU8516SW	MU85B16 77H D402 SWL	309.95
DP402MU8516WW	MU85B16 77H D402 WW	319.95
DP402MU8516WWE	MU85B16 77H Engraved WW	319.95

SW = Single White Line WW = Wide White Wall WWE = Engraved White Wall

HARLEY DAVIDSON OE



K591 SP



The K591 is the approved Harley-Davidson sport tyre.

/ Originally designed for racing but now incorporating refinements to meet the demands of sport and sport touring riders, the K591 is approved by Harley-Davidson for its sport models and carries a V speed rating.

/ The K591 delivers optimum grip in wet or dry weather for confident cornering.

PART NUMBER	SIZE	RRP
DP591FS1009019	100/90-19 51V K591 Fr	199.95
DP591S1309016	130/90B16 64V K591	249.95
DP591S1508016	150/80B16 71V K591	269.95
DP591S1607017	160/70B17 73V K591	279.95

HARLEY DAVIDSON OE



D408F/D407



NWB = Narrow White Band
WSW = White Side Wall

MT Multi-Tread rear tyre in select sizes incorporates a cool-running and long-wearing compound in the centre of the tread flanked by lateral grip compounds that enhance traction at higher lean angles.

/ Bold, angled lateral grooves in the tread pattern helps evacuate water away from the contact patch.

/ Developed jointly by Dunlop and Harley-Davidson for select Softail, FL Touring and CVO bikes.

PART NUMBER	SIZE	RRP
DP408FB1309016W	130/90B16 67H D408 Fr	279.95
DP408FB1308017	130/80B17 65H D408 Fr	249.95
DP408FB1308017S	130/80B17 65H D408 NWB Fr	269.95
DP408F1407517	140/75R17 67V D408 Fr (Radial)	299.95
DP408FB1307018	130/70B18 63H D408 Fr (Bias)	259.95
DP408F1307018	130/70R18 63V D408 Fr (Radial)	279.95
DP408F909019	90/90-19 52H D408 FR	209.95
DP408F1306019	130/60B19 D408Fr	229.95
DP408FMH9021	MH90-21 54H D408 Fr	199.95
DP408F1306021	130/60B21 63H D408 Fr	219.95
DP407B1806516	180/65B16 81H D407 MultiTread	324.95
DP407B1806516SW	180/65B16 81H D407 NWB MultiTread	334.95
DP407B1806516WW	180/65B16 81H D407 WSW MultiTread	339.95
DP4071706017	170/60R17 78H D407 (Radial)	329.95
DP4072005517	200/55R17 78V D407 (Radial)	345.95
DP407B1805518	180/55B18 80H D407 MultiTread	309.95
DP4072005018	200/50R18 76V D407 (Radial)	349.95
DP4072404018	240/40R18 79V D407 (Radial)	359.95

HARLEY DAVIDSON OE



D427



Dunlop has designed the D427 exclusively as OE for the Fat Bob range.

/ Retro tread pattern with modern Dunlop handling capabilities.

/ Good performance in all weather conditions.

PART NUMBER	SIZE	RRP
DP427F1309016	130/90B16 67H D427 Fr	259.95
DP4271807016	180/70B16 77H D427	309.95

HARLEY DAVIDSON OE



GT502V



OE fitment for Screaming Eagle

/ Superior grip in the wet or dry.

PART NUMBER	SIZE	RRP
DP502F1009019	100/90-19 57V GT502 Fr	199.95
DP502F809021	80/90-21 54V GT502 fr	209.95
DP5021309016	130/90B16 67V GT502	259.95
DP5021508016	150/80B16 71V GT502	289.95
DP5021806017	180/60B17 75V GT502	289.95

HARLEY DAVIDSON OE



D207/D208/D209



D208

D207

D207/D208/209

/ OE fitment on V Rod

Signature T

/ For Harley Trike

PART NUMBER	SIZE	RRP
DP208F1207019	120/70R19 60W D209 Fr	269.95
DP2071805518	180/55ZR18 74W D207	299.95
DP209FHD1207018	120/70ZR18 59W D209 Fr	239.95
DP209HD1805517	180/55ZR17 73W D209	299.95
DPST2056515	SIG "T" P205/65R15 92T TRIKE	299.95



SIGNATURE T

USA CRUISER & CUSTOM

 CRUISER/CUSTOM/
HARLEY DAVIDSON REPLACEMENT


AMERICAN ELITE (REAR ALL MT)


 MULTI-TREAD FOR
HIGH MILEAGE

Dunlop's American Elite is the only aftermarket tyre line for Harley-Davidson motorcycles that is designed, tested and manufactured in the U.S.A.

/ The American Elite delivers enhanced tyre mileage thanks to an MT Multi-Tread rear tyre compound that incorporates a long-wearing compound in the centre of the tyre, along with a lateral-grip compound on each shoulder for great handling. Now available in a variety of sizes & sidewall styles, inc. black, narrow white-sidewall & wide white-sidewall.

PART NUMBER	SIZE	RRP
DPAMELMT9016	MT90B16 72H AMERICAN ELITE Fr	249.95
DPAMEL1309016WW	130/90B16 67H AMERICAN ELITE WW Fr	249.95
DPAMELF1309016MG	130/90B16 69H F WW AMER ELITE (Moto Guzzi)	269.95
DPAMEL1308017	130/80B17 65H AMERICAN ELITE Fr	249.95
DPAMEL1308017SW	130/80B17 65H AMERICAN ELITE NW Fr	249.95
DPAMEL1407517	140/75R17 67V AMERICAN ELITE Fr (Radial)	289.95
DPAMEL1307018	130/70B18 63H AMERICAN ELITE Fr	229.95
DPAMEL1009019	100/90-19 57H AMERICAN ELITE Fr	199.95
DPAMEL1306019	130/60B19 61H AMERICAN ELITE Fr	224.95
DPAMELMH9021	MH90-21 54H AMERICAN ELITE Fr	179.95
DPAMEL1306021	130/60B21 63H AMERICAN ELITE Fr	219.95
DPAMELRMT9016	MT90B16 74H AMERICAN ELITE	264.95
DPAMELMU8516	MU85B16 77H AMERICAN ELITE	279.95
DPAMELMU8516WW	MU85B16 77H AMERICAN ELITE WW	289.95
DPAMEL1508016	150/80B16 77H AMERICAN ELITE	269.95
DPAMEL1806516	180/65B16 81H AMERICAN ELITE	299.95
DPAMEL1806516SW	180/65B16 81H AMERICAN ELITE NW	304.95
DPAMEL1806516WW	180/65B16 81H AMERICAN ELITE WWW	309.95
DPAMEL1806516MG	180/65B16 81H WW AMER ELITE (Moto Guzzi)	359.95
DPAMEL1607017	160/70B17 73H AMERICAN ELITE	324.95
DPAMEL2005517	200/55R17 78V AMERICAN ELITE (Radial)	329.95
DPAMEL1805518	180/55B18 80H AMERICAN ELITE	299.95
DPAMEL2404018	240/40R18 79V AMERICAN ELITE	339.95

USA CRUISER & CUSTOM

 CRUISER/CUSTOM/
HARLEY DAVIDSON REPLACEMENT


ELITE 4 RADIAL



ELITE 4 BIAS

 MULTI-TREAD FOR
HIGH MILEAGE

Mileage, mileage and more mileage: Dunlop's all-new Elite 4 with MT Multi-Tread rear tyres provide significantly more mileage than single-compound tyres.

/ All Elite 4 rear tyres utilize Dunlop's MT Multi-Tread technology with a long-wearing compound in the center of the tyre and a lateral-grip compound on each shoulder, providing increased mileage without sacrificing handling. New tread pattern helps provide class-leading wet-pavement performance, even wear over the life of the tyre, and less road noise. Available in radial and bias-ply construction, the Elite 4 fits hundreds of touring, cruiser and standard bikes, including current and non-current machines.

PART NUMBER	SIZE	RRP
DPE4F1307018	130/70R18 63H ELITE 4 Front Radial	269.95
DPE41806016	180/60R16 80H ELITE 4 RADIAL Multi Tread	334.95

PART NUMBER	SIZE	RRP
DPE4F1309016	130/90B16 73H ELITE 4 Front	259.95
DPE4FB1307018	130/70B18 63H ELITE 4 Front Bias	229.95
DPE4F1009019	100/90-19 57H ELITE 4 Front Bias	199.95
DPE4F1109019	110/90-19 62H ELITE 4 Front Bias	209.95
DPEF809021	90/90-21 48H ELITE 4 Front Bias	209.95
DPE41708015	170/80B15 77H ELITE 4 Bias Multi Tread	289.95
DPE41508016	150/80B16 77H ELITE 4 Bias Multi Tread	279.95
DPE41608016	160/80B16 80H ELITE 4 Bias Multi Tread	289.95

USA CRUISER & CUSTOM

CRUISER CUSTOM



ELITE 3 RADIAL



These radial touring tyres deliver many miles of enjoyment for most big radial-shod touring motorcycles.

- / High wear resistance with even-wear characteristics and great traction.
- / The Elite 3 tread pattern helps provide class-leading wet-pavement performance.
- / The Elite 3 sport-derived profile helps provide a lively response in turn transitions and a solid feel through turns for confident cornering.

The extra-wide Elite 3 rear tyres incorporate all the high-tech features of the regular radial E3 lineup to produce the same benefits – it's the tyre for show and go.

- / Includes extra-wide custom sizes of 240/40R18 and 250/40R18, with good looks plus enhanced handling and performance for custom motorcycles.
- / Custom-wide Elite 3 tyres are original equipment on several Harley-Davidson models and the Victory Hammer.
- / To complement the rear tyre, custom-style 21-inch front tyres are also available in 120/70R21 and 90/90-21 sizes for custom applications.



PART NUMBER	SIZE	RRP
DPE3FR1508017	150/80R17 72H ELITE 3 FR Radial	299.95
DPE3FR1307018	130/70R18 63H ELITE 3 Fr Radial	269.95
DPE3FR1207021	120/70R21 62V ELITE 3 Fr Radial	254.95
DPE3R1806016	180/60R16 80H ELITE 3 Radial (Indian Chieftian)	329.95
DPE3R1807016	180/70R16 77H ELITE 3 Radial	339.95
DPE3R2005018	200/50R18 76H ELITE 3 Radial	309.95
DPE3R2404018	240/40R18 79V ELITE 3 Radial	339.95
DPE3R2504018	250/40R18 81V ELITE 3 Radial	339.95

USA CRUISER & CUSTOM

BIAS-PLY TOURING



ELITE 3 BIAS



Complete range of bias and bias-belted high-mileage premium touring tyres.

- / The bias-ply Elite 3 features the shape of modern radial-construction tyres and offers many of the same benefits.
- / The high-mileage Elite 3 bias and bias-belted tyres suit a wide range of large-displacement touring motorcycles as well as many of the most popular cruiser bikes.
- / The Elite 3 tread pattern helps provide class-leading wet-pavement performance.

PART NUMBER	SIZE	RRP
DPE3F1309016	130/90B16 73H ELITE 3 Fr Bias (Indian Chieftian)	259.95
DPE3F1307018	130/70B18 63H ELITE 3 Fr Bias	209.95
DPE3FMM9019	MM90-19 61H ELITE 3 Fr Bias	189.95
DPE3F909021	90/90-21 54H ELITE 3 Fr Bias	189.95
DPE3MV8515	MV85B15 77H ELITE 3 Bias	254.95
DPE31708015	170/80-15 75H ELITE 3 Bias	254.95
DPE3MT9016	MT90B16 74H ELITE 3 Bias	245.95
DPE3MU9016	MU90B16 78H ELITE 3 Bias	269.95
DPE31608016	160/80B16 75H ELITE 3 Bias	269.95

HISTORIC / CLASSIC

CLASSIC / VINTAGE

K81 / TT100GP (60S-70S)



Dunlop offers a wide range of specialist tyres to suit that 40's to 70's restoration project.

- / The K70 was fitted OE on many British bikes manufactured in the 60's.
- / The legendary K81/TT100 was fitted OE on many machines through the 70's.
- / This tyre was also the popular choice as a replacement tyre for many bikes of that era.
- / The TT100 is also available in a modern GP race compound version for those special restorations that may be used at track days or time trials.

PART NUMBER	SIZE	RRP
DP8141018	4.10H18 4P K81/TT100 Fr & Rear	110.95
DP814258518	4.25/85H18 4P K81/TT100 Fr & Rear	124.95
DP8136019	3.60H19 4P K81/TT100 Fr & Rear	96.95
DP8141019	4.10H19 4P K81/TT100 Fr & Rear	115.95
DP100GP30018	3.00-18 47S TT100GP Fr & Rear	113.95
DP100GP909018	90/90-18 51H TT100GP Fr & Rear	136.95
DP100GP35018	3.50-18 56H TT100GP Fr & Rear	139.00
DP100GP40018	4.00-18 64H TT100GP Fr & Rear	141.95
DP100GP1109018	110/90-18 61H TT100GP Fr & Rear	155.95
DP100GP1308018	130/80-18 66H TT100GP Fr & Rear	168.95
DP100GP1009019	100/90-19 57H TT100GP FR & Rear	147.95

K70 (40S-60S)



PART NUMBER	SIZE	RRP
DP7040018	4.00S18 4 K70 Fr & Rear	117.95
DP7032519	3.25-19 4 K70 Fr & Rear	92.95
DP7035019	3.50-19 4 K70 Fr & Rear	106.95

HISTORIC / CLASSIC

CLASSIC RACING - CLASSIC ROAD - MORIOWAKI

TT900GP



The TT 900GP is especially suited for classic racers or 70's street restorations.

- / The TT900GP utilises modern race compounds & is available in a wide range of sizes to suit many bikes.
- Also available in sizes to suit Moriwaki 80's & Juniors.

PART NUMBER	SIZE	RRP
DP900FGP908017	90/80-17 46S TT900GP	167.95
DP900GP1008017	100/80-17 52S TT900GP	172.95
DP900GP1107017	110/70-17 54H TT900GP Fr OE 300 Ninja	139.95
DP900GP1208017	120/80-17 61S TT900GP	202.95
DP900GP909018	90/90-18 51H TT900GP Fr & Rear	144.95
DP900GP1407017	140/70-17 66H TT900 GP OE 300 Ninja	169.95
DP900GP1009018	100/90-18 56H TT900GP Rear only	174.95
DP900GP1208018	120/80-18 62H TT900GP	186.95
DP900GP1407018	140/70-18 67H TT900GP	211.95

SCOOTER

GPR-100

RADIAL SCOOTER TYRES



PART NUMBER	SIZE	RRP
DPGPR1001207014	120/70R14 55H GPR-100 Fr TL (T-MAX) Radial	154.95
DPGPR1001207015	120/70R145 56H GPR-100 Fr TL (AN650) Radial	168.95
DPGPR1001606014	160/60R14 65H GPR-100 (AN650) Radial	178.95
DPGPR1001606015	160/60R15 67H GPR-100 (T-MAX) Radial	199.95

D307 / K180

BIAS SCOOTER TYRES



D307

PART NUMBER	SIZE	RRP
DP30725010	2.50-10 33J D307 TT	29.95
DP30727510	2.75-10 38J D307 TT	34.95
DP30730010	3.00-10 42J D307 TT	36.95
DP30730010TL	3.00-10 42J D307 TL	38.95
DP30735010	3.50-10 51J TL D307	53.95
DP307809010	80/90-10 44J D307 TL	32.95
DP3078010010	80/100-10 46J D307 TL	35.95
DP307909010	90/90-10 50J D307 TL	35.95
DP3079010010	90/100-10 53J D307 TL	39.95
DP3071009010	100/90-10 56J D307 TL	39.95
DP307909012	90/90-12 44J D307 TL	64.95
DP3071008012	100/80-12 56J D307 TL	59.95
DP3071008012	100/80-12 56J D307 TL	59.95
DP1801209010	120/90-10 57J K180 TL	49.95
DP1801309010	130/90-10 61J K180 TL	54.95

SCOOTSMART

BIAS SCOOTER TYRES



PART NUMBER	SIZE	RRP
DPSCSF1109010	110/90-10 61J TL SCOOTSMART Fr	49.95
DPSCSF1109012	110/90-12 64L TL SCOOTSMART Fr	59.95
DPSCSF1107012	110/70-12 47L TL SCOOTSMART Fr	54.95
DPSCSF11010012	110/100-12 67J TL SCOOTSMART Fr	64.95
DPSCSF1207012	120/70-12 51L TL SCOOTSMART Fr	59.95
DPSCSF1109013	110/90-13 55P TL SCOOTSMART Fr	69.95
DPSCSF1207013	120/70-13 53P TL SCOOTSMART Fr	64.95
DPSCSF1207014	120/70-14 55S TL SCOOTSMART Fr	69.95
DPSCSF1208014	120/80-14 58S TL SCOOTSMART Fr	74.95
DPSCS1209010	120/90-10 66J TL SCOOTSMART	59.95
DPSCS1207012	120/70-12 51L TL SCOOTSMART	69.95
DPSCS1307012	130/70-12 62L TL SCOOTSMART	74.95
DPSCS1407012	140/70-12 64L TL SCOOTSMART	79.95
DPSCS1307013	130/70-13 63P TL SCOOTSMART	73.95
DPSCS1407013	140/70-13M 61P TL SCOOTSMART	84.95
DPSCS1507013	150/70-13M 64S TL SCOOTSMART	89.95
DPSCS1207014	120/70-14M 55P TL SCOOTSMART	74.95
DPSCS1407014	140/70-14 68S TL SCOOTSMART	94.95
DPSCS1507014	150/70-14M 66S TL SCOOTSMART	99.95

TT93 GP/ TT72GP

RACING SCOOTER TYRES



TT93 GP

TT72 GP

PART NUMBER	SIZE	RRP
DP93FGP1009012	100/90-12 49J TT93F GP	112.95
DP93GP1208012	120/80-12 55J TT93 GP	119.95
DP72FGP1009012	100/90-12 49J TT72F GP WET	112.95
DP72GP1208012	120/80-12 55J TT72 GP WET	116.95

RADIAL RACING / TRACK DAY
TRACKDAY SLICK
KR SLICKS N-TEC


KR448F/KR448/KR451. 200 rear is bi-directional.

/ Developed for the US AMA series the KR series slick has set numerous new lap records since it release

/ Available in 3 compounds Soft, Medium, Medium plus

PART NUMBER	SIZE	RRP
DPR4812070177455	120/70R17 KR448F 7455 MEDIUM	205.00
DPR49171657455	165/55R17 KR449 7455 MEDIUM	250.00
DPR4919055178477	190/55R17 KR449 8477 MEDIUM PLUS (600cc)	290.00
DPR512005572662	200/55R17 KR451 2662 SOFT (1000cc) bi-directional	300.00
DPR51200557MED	200/55R17 KR451 7455 MEDIUM (1000cc) bi-directional	300.00
DPR512005578477	200/55R17 KR451 8477 MEDIUM PLUS (1000cc) bi-directional	300.00

RADIAL TRACK DAY / RACING
TRACKDAY
D211 GP RACER SLICK N-TEC


N-TEC slick suitable for track days.

/ Dunlop's ingenious NTEC pressure adjust system allows the rider to optimise the tyre by adjusting the inflation pressure. For dry track days, deflating the tyre will deliver predictable and tenacious handling at the edge.

/ "Multi Tread" MT Construction using a soft compound derived from Dunlops racing programme on the sides to offer maximum performance & grip.

/ Jointless belt (JLB) construction eliminates the belt overlaps, resulting in smoother handling and a more stable contact patch with the road.

PART NUMBER	SIZE	RRP
DPD2111207017M	120/70R17 58W D211F GP RACER SLICK MEDIUM	209.95
DPD2111905517M	190/55R17 75W D211 GP RACER SLICK MEDIUM	314.95
DPD2111905517H	190/55R17 75W D211 GP RACER SLICK HARD	314.95
DPD2112005517M	200/55R17 78W D211 GP RACER SLICK MEDIUM	314.95
DPD2112005517H	200/55R17 78W D211 GP RACER SLICK HARD	314.95

RADIAL TRACK DAY / RACING
TRACKDAY
MOTO 3 & 125GP


As used in World Moto 3 Championships

PART NUMBER	SIZE	RRP
DPR49957517SOFT	95/75R17 KR149 SOFT Moto3 Slick	155.95
DPR49957017MED	95/75R17 KR149 MED Moto3 Slick	155.95
DPR331157517SOF	115/75R17 KR133 SOFT Moto3 Slick	195.95
DPR331157017MED	115/75R17 KR133 MED Moto3 Slick	195.95



RADIAL RACING / TRACK DAY

TRACKDAY - HYPERSPORT (ZR)

GP-A TREADED N-TEC



New model. Rear is bi-directional.

- / Developed for the US AMA series the GP-A PRO has set numerous new lap records since it release
- / Using Dunlops N-Tec construction the rear tyre is also multi-directional so this allows the racer to run it in either direction

PART NUMBER	SIZE	RRP
DPRGPA171207455	120/70ZR17 GP-A PRO 7455 MEDIUM	200.00
DPRGPA171907455	190/60ZR17 GP-A PRO 7455 MEDIUM bi-directional	300.00

RADIAL TRACK DAY / RACING

TRACKDAY - HYPERSPORT (ZR)

D211 GP RACER



A street legal tyre suitable for the track.

- / Dunlop's ingenious NTEC pressure adjust system allows the rider to optimise the tyre by adjusting the inflation pressure. Deflating the tyre will deliver predictable and tenacious handling at the edge.
- / 'Multi Tread' MT Construction using a soft compound derived from Dunlops racing programme on the sides to offer maximum performance & grip.
- / Jointless belt (JLB) construction eliminates the belt overlaps, resulting in smoother handling and a more stable contact patch with the road.

PART NUMBER	SIZE	RRP
DP211GP1207017S	120/70ZR17 58W D211F GP RACER SOFT	209.95
DP211GP1207017M	120/70ZR17 58W D211 GP RACER MEDIUM	209.95
DP211GP1606017M	160/60ZR17 69W D211 GP RACER MEDIUM	279.95
DP211GP1805517M	180/55ZR17 73W D211 GP RACER MEDIUM	309.95
DP211GP1805517H	180/55ZR17 73W D211 GP RACER HARD	309.95
DP211GP1905517M	190/55ZR17 75W D211 GP RACER MEDIUM	314.95
DP211GP1905517H	190/55ZR17 75W D211 GP RACER HARD	314.95
DP211GP2005517M	200/55ZR17 78W D211 GP RACER MEDIUM	314.95
DP211GP2005517H	200/55ZR17 78W D211 GP RACER HARD	314.95

RADIAL RACING / TRACK DAY

TRACKDAY & MOTARD (HR)

A-13 SP (250-400CC)



The A-13SP is used exclusively in the Asian R3 Cup series.

- / It uses a super soft race compound that gives class leading dry grip plus excellent durability for consistent lap times in all conditions.
- / Also suitable for Motard.

PART NUMBER	SIZE	RRP
DPR131107017SP	110/70R17 56H A-13 SP RACE COMP	199.95
DPR131407017SP	140/70R17 66H A-13 SP RACE COMP	229.95
DPR131506017SP	150/60R17 66H A-13 SP RACE COMP	249.95

UB02



PART NUMBER	SIZE	RRP
DPRUB02F1107017	110/70R17 54H UB02 MEDIUM Fr	199.95
DPRUB021506017	150/60R17 66H UB02 MEDIUM	259.95

FOR THOSE IN SEARCH OF ADVENTURE
A WIDE RANGE OF STREET LEGAL OFF-ROAD TYRES

	% OFF ROAD								% ON ROAD	
	10	20	30	40	50	60	70	80	90	100
TRAILSMART										
D604										
K560										
K750										
K850										
Trailmax										
D605										
D603										



DUAL PURPOSE

DUAL-SPORT STREET

TRAILSMART



The adventure tyre that takes you wherever the road takes you. TrailSmart is Dunlop's next generation trail tyre for medium to large displacement adventure bikes. TrailSmart takes inspiration from the market-leading Trailmax TR91, maintaining a similar groove pattern that provides superior grip in all conditions, dynamic handling combined with a high level of feedback and precise steering. What's more, TrailSmart offers considerably higher mileage, achieved by increasing the land to sea ratio, reducing the groove width and length while at the same time redistributing the tread blocks.

/ Offering optimum on-road performance, TrailSmart allows the more adventurous rider to push on where paved roads end and gravel trails begin.

PART NUMBER	SIZE	RRP
DPTS909021	90/90-21 54H TL TRAILSMART Fr	159.95
DPTS1009019	100/90-19 57H TL TRAILSMART Fr	159.95
DPTS1108019	110/80R19 59V TL TRAILSMART Fr	229.95
DPTS1207019	120/70ZR19 60W TL TRAILSMART F	239.95
DPTS1308017	130/80R17 65H TL TRAILSMART	249.95
DPTS1408017	140/80R17 69H TL TRAILSMART	249.95
DPTS1507017	150/70R17 69V TL TRAILSMART	259.95
DPTS1706017	170/60ZR17 72W TL TRAILSMART	279.95

DUAL PURPOSE

DUAL-SPORT ROAD TRAIL

ON-OFF ROAD



TRAILMAX K850

Dual-Sport / Road - Trail

/ Dunlop has an extensive range of Dual Sport tyres to suit every off road riders needs from navigating tricky dirt tracks to technical rocky trails,

/ Whilst other riders use their bike primarily on the tarmac. Our Dual Sport range caters for all riders requirements

PART NUMBER	SIZE	RRP
DPTM909021	90/90-21 54S Trailmax	108.95
DPTM46017	4.60-17 4P Trailmax	116.95
DPTM1308017	130/80-17 65S Trailmax	123.95
DPTM1408017	140/80-17 69H Trailmax TT	294.95
DP5601209017	120/90-17 64S K560G	139.95
DP85030021	3.00S21 4P K850A	97.95
DP8501308017	130/80-17 65P K850AG	115.95
DP85046018	4.60S18 4P K850A	104.95

ON-OFF ROAD D603/D604/D605

DUAL-SPORT ROAD TRAIL



D603



D604



D605

PART NUMBER	SIZE	RRP
DP60330021	3.00-21 51P D603	89.95
DP6031009019	100/90-19 57P D603	124.95
DP60346017	4.60-17 62P D603	96.95
DP60341018	4.10-18 59P D603	91.95
DP60346018	4.60-18 63P D603	106.95
DP6031208018	120/80-18 62P D603	118.95
DP6031209018	120/90-18 65P D603	121.95
DP60430021	3.00-21 51P D604	89.95
DP6041208018	120/80-18 62P D604	118.95
DP60530021	3.00-21 51P D605	89.95
DP60546017	4.60-17 62P D605	96.95
DP60541018	4.10-18 59P D605	91.95
DP60546018	4.60-18 63P D605	106.95
DP6051208018	120/80-18 62P D605	118.95

STREET LEGAL (DOT) KNOBBYS

DOT STREET LEGAL KNOBBY

D606



Dunlop designed the D606 tyre to be street-legal but with an emphasis on aggressive off-road riding and great durability.

/ A full-depth tread pattern designed for rigorous off-road use yields excellent traction on everything from hard-packed fire roads to soft single-track trails

/ Speed rating of 170 kph

/ At the same time, the D606's tread compound is engineered for good highway durability and grip

PART NUMBER	SIZE	RRP
DP606909021	90/90-21 54R D606 (Street Legal Knobby)	109.95
DP6061309017	130/90-17 68R D606 (Street Legal Knobby)	129.95
DP6061209018	120/90-18 65R D606 (Street Legal Knobby)	119.95
DP6061309018	130/90-18 69R D606 (Street Legal Knobby)	129.95

STREET LEGAL (DOT) KNOBBYS

FIM COMPETITION KNOBBY

D909 / D907F GEOMAX ENDURO



Designed to meet with FIM regulations, the Geomax Enduro is a street-legal competition tyre that gives you the edge. Design benefits include increased traction, total control, superior corner grip and improved wear on all types of terrain.

/ FIM approved for all levels of Enduro competition

/ Increased traction, corner grip and improved wear

/ Optimum-stiffness carcass and larger profile for better shock absorption and complete control

PART NUMBER	SIZE	RRP
DP907909021	90/90-21 54R D907 (FIM ENDURO)	112.95
DP909909021	90/90-21 54R D909 (FIM ENDURO)	109.95
DP9091209018	120/90-18 65R D909 (FIM ENDURO)	124.95
DP9091408018	140/80-18 70R D909 (FIM ENDURO)	134.95

STREET LEGAL (DOT) KNOBBYS

DUAL SPORT / DESERT RACING

D908RR RALLY RAID



The dual-sport D908RR is designed for severe racing and cross-country conditions and provides enhanced wear resistance and grip over rocks, hard ground and pavement.

/ Designed for the speed, horsepower and weight of large-displacement rally-type dual-sport machines

/ The D908RR is DOT-approved for street-legal use

/ Reinforced tread blocks yield enhanced traction and stability

/ Generous open space around the shoulder area helps optimise traction in sand and mud

/ Heavy-duty casing for excellent bump absorption and allows lower air pressures for a larger footprint and increased traction

PART NUMBER	SIZE	RRP
DP908FRR909021	90/90-21 54R D908 RALLY RAID (Desert)	189.95
DP908RR1408018	140/80-18 70R D908 RALLY RAID (Desert)	279.95

TRIALS

COMPETITION TRIALS

D803 GP



Dunlop's all new D803GP features a revised carcass and new silica tread compound. It offers optimised wet grip and high grip levels at low temperatures.

/ Its new carcass design offers excellent feedback & predictability. The rear tyre can be run at extremely low pressures for more grip.

PART NUMBER	SIZE	RRP
DP8038010021	80/100-21 D803GP FR T/T Competition Trials	109.95
DP80312010018	120/100R18 D803GP T/L Competition Trials (Radial)	169.95

DIRT TRACK

DIRT TRACK

DT3



Dunlops new DT3 Dirt Track tyre is the Official Tyre of AMA Pro Flat Track

PART NUMBER	SIZE	RRP
DPDT31308019M	130/80-19 DT3 R5 MED	250.00
DPDT31408019M	140/80-19 DT3 R5 MEDIUM	260.00
DPDT31408019H	140/80-19 DT3 R8 HARD	260.00

K180



Dirt Track Tyres

/ Dunlops range of Dirt Track tyres also includes Mini Bike sizes

PART NUMBER	SIZE	RRP
DP18030021	3.00-21 55P K180 Dirt Track	99.95
DP1801009019	100/90-19 57P K180 Dirt Track	128.95
DP1801209018	120/90-18 65P K180 Dirt Track	137.95
DP1801308018	130/80-18 66P K180 Dirt Track	143.00

MINI DIRT TRACK

DIRT TRACK



K860

PART NUMBER	SIZE	RRP
DP8607010017	70/100-17 K860 Fr Mini Dirt Track	69.95
DP860909014	90/90-14 K860 Mini Dirt Track	69.95
DP7781009012	100/90-12 K778 Mini Dirt Track	89.95
DP4601209016	120/90-12 K460 Mini Dirt Track	111.95

FARM BIKE

AG/FARMBIKE TYRES

K990



Agricultural Fitment

/ Dunlops K990 is OE fitment on Suzuki's DR200SF

PART NUMBER	SIZE	RRP
DP9907010021	70/100-21 44M K990 (Suz DR200SF)	89.95
DP9909010018	90/100-18 54M K990 (Suz DR200SF)	98.95



**NEW NAME,
SAME PERFORMANCE,
SAME RESULT.**



RYAN DUNGEY
2015 & 2016 SX1 CHAMPION

GEOMAX[®] **MX3S**

NOW AVAILABLE IN 18"




DAX


INTERMEDIATE TERRAIN												HARD					
				MX71													
MX52																	
MX51																	
K3S																	

[illegible]

MX71



AT81



D952

MX / SX / ENDURO

SAND/MUD

MX 11



- / Dunlop's Geomax MX11 has been designed to take on the sandiest conditions and deliver.
- / The tyre has outstanding traction over sandy terrain, and gives you excellent stability on the bumps and humps and uneven surfaces, whoops and ruts are no obstacle for the tough tyre.
- / Clever cross knobs detailed in the central pattern help to increase the tread life of the tyre on hard packed surfaces.

PART NUMBER	SIZE	RRP
DP118010021	80/100-21 MX11F SAND/MUD	89.95
DP1111010018	110/100-18 MX11 SAND/MUD	111.95
DP111009019	100/90-19 MX11 SAND/MUD	109.95
DP111109019	110/90-18 MX11 SAND/MUD	119.95

MX11 NOW AVAILABLE in 18"

MX / SX / ENDURO

INTERMEDIATE-SOFT

MX-3S



Descended directly from 2013 MX World Championship race-winning tyres, the MX-3S/3SF are the latest generation choice for soft to medium-terrain. Developed alongside the Honda and Kawasaki 2013 World Championship MX campaigns, with former MX GP rider and Supermoto Champion Eddy Seel.

- / Excellent damping and line holding thanks to anti-rebound rubber (MX-3S rear)
- / Directional tread pattern offers optimised braking performance (MX-3S front)
- / New 'tie-bar' less design gives better contact feel and traction in muddy conditions
- / High traction and great starts provided by larger centre blocks (MX-3S front)
- / Tighter control in corners thanks to Progressive Cornering Block Technology (PCBT)
- / More consistent and controlled line-holding achieved through CTCS carcass technology

PART NUMBER	SIZE	RRP
DP3S8010021	80/100-21 51M MX32F INTER-SOFT	89.95
DP3S1001018	100/100-18 59M MX3s INTER-SOFT (NEW)	99.95
DP3S11010018	110/100-18 64M MX3S INTER-SOFT (NEW)	109.95
DP3S1209018	120/90-18 65M MX3S INTER-SOFT (NEW)	114.95
DP3S1009019	100/90-19 57M MX3S INTER-SOFT	109.95
DP3S1109019	110/90-19 62M MX3S INTER-SOFT	114.95
DP3S1208019	120/80-19 63M MX33 INTER-SOFT	119.95

MX3S NOW AVAILABLE in 18"

MX / SX / ENDURO

INTERMEDIATE-HARD

MX51/MX52



MX52

MX52 Intermediate - Hard Terrain

- / The new medium-hard terrain tyre developed and perfected in the world's most competitive motocross environment.
- / Optimised braking performance and cornering stability thanks to Directional Pattern block design (MX-52 front).
- / Directional precision and line holding stability from Carcass Tension Control System (CTCS).
- / Better rear control under power, enhanced traction and improved straight line stability from staggered centre blocks.
- / Improved slide control and cornering grip due to Progressive Cornering Block Technology.
- / Centre blocks deliver great traction and improved wear on hard ground (MX-52 rear).
- / Anti-rebound rubber reduces kick back, great for harder terrain (MX-52 rear).
- / New side blocks improve cornering and maximise drive on hard terrain (MX-52 rear).

PART NUMBER	SIZE	RRP
DP52909021	90/90-21 54M MX52F INT-HARD	99.95
DP528010021	80/100-21 51M MX52F INT-HARD	89.95
DP5210010018	100/100-18 59M MX52 INT-HARD (NEW)	99.95
DP5211010018	110/100-18 64M MX52 INT-HARD (NEW)	109.95
DP511109018	110/90-18 59M MX51 INT-HARD	99.95
DP511209018	120/90-18 65M MX51 INT-HARD	109.95
DP521009019	100/90-19 57M MX52 INT-HARD	109.95
DP521109019	110/90-19 62M MX52 INT-HARD	114.95
DP521208019	120/80-19 63M MX52 INT-HARD	119.95

MX52 NOW AVAILABLE in 18"

MX / SX / ENDURO

HARD

MX71/MX71A



MX71

MX71 Hard Terrain

- / The all new medium-hard terrain Geomax MX71 brings cutting-edge technology to the dirt. Its tread patterns are directional both front and rear, optimising performance under braking and acceleration.
- / The rear tyre's special wound block design and the unique block distribution of the front tyre give extra bite out of turns and boost the agility and controllability of your bike, especially on medium- to hardpack terrain.
- / Our comparison tests have shown the MX71 to be a leader in the vital areas of traction, handling, braking and bump absorption, without compromising corner grip, stability or durability

PART NUMBER	SIZE	RRP
DP719010021	90/100-21 57M MX71F HARD	99.95
DP718010021	80/100-21 51M MX71F HARD	89.95
DP711109018	110/90-18 59M MX71 HARD	99.95
DP711209018	120/90-18 63M MX71 HARD	114.95
DP71A1109019	110/90-19 62M MX71A HARD 250 4st	114.95
DP71A1208019	120/80-19 63M MX71A HARD 450 4st	119.95

OFF-ROAD / ENDURO

GEOMAX OFF ROAD/ENDURO COMPETITION

AT81 / AT81RC (REINFORCED)



AT81

Unlike motocross, where track conditions remain fairly consistent - allowing riders to choose hard, intermediate or soft -terrain tyres to suit conditions- off road riders and racers can encounter wildly varying terrain over the course of a race or out for a weekend ride.


- / It is not unusual to encounter all types of conditions, from hard packed fire roads, sand, water crossings mud and loam all in a days ride and that is where the AT 81 offers an exceptional overall choice.
- / Its newly formulated high - wear resistant rear compound offers enhanced resistance to chipping, tearing and wear.
- / The AT81 rear tread block shape and pattern plus the DIRTuitive Grip Design (DGD) knobs help the tyre penetrate down through the surface for extra traction across a broad range of off-road conditions.
- / Reinforced also suitable for desert racing.

PART NUMBER	SIZE	RRP
DPAT81F909021	90/90-21 GEOMAX AT81 Std	99.95
DPAT811109018	110/90-18 GEOMAX AT81 Std	119.95
DPAT8112019018	120/90-19 GEOMAX AT81 Std	129.95
DPAT8111010018	110/100-18 GEOMAX AT81 Std	134.95
DPAT811109018R	110/90-18 GEOMAX AT81 Reinforced	139.95
DPAT811209018R	120/90-18 GEOMAX AT81 Reinforced	149.95
DPAT8111010018R	110/100-18 GEOMAX AT81 Reinforced	154.95
DPAT811109019R	110/90-19 GEOMAX AT81 Reinforced	139.95

OFF-ROAD / ENDURO

OFF ROAD/ENDURO/TRAIL RIDING (BUDGET)

D952 INTERMEDIATE



The Dunlop D952 is a value-priced off-road tyre designed to help deliver grip and excellent durability in a wide variety of terrain and conditions.

- / The D952 boasts long wear and great traction.
- / Patterned after the popular D752 motocross tyre, with a modified knob structure – re-sized knobs that also feature an increased radius at the base to make them more durable.

PART NUMBER	SIZE	RRP
DP9528010021	80/100-21 51M D952F ENDURO	84.95
DP9521109018	110/90-18 61M D952 ENDURO	94.95
DP9521209018	120/90-18 65M D952 ENDURO	99.95
DP9521009019	100/90-19 57M D952 ENDURO	94.95
DP9521109019	110/90-19 62M D952 ENDURO	99.95
DP9521209019	120/90-19 66M D952 ENDURO	119.95

MINI MX

SAND / MUD

MX11



Dunlop has always been at the forefront of mini MX development.

/ Dunlops new Geomax range of MX35 & MX52 has now replicated to offer a huge range of mini sizes suitable for all mini applications.

/ Race on the same tyres as the Pros use.

PART NUMBER	SIZE	RRP
DP119010014	90/100-14 49H MX11 SAND-MUD	59.95
DP119010016	90/100-16 52H MX11 SAND-MUD	79.95

NEW FOR MINI MX

MX3-S

INTERMEDIATE-SOFT



PART NUMBER	SIZE	RRP
DP3S6010010	60/100-10 33J MX3SF INT-SOFT	32.95
DP3S6010012	60/100-12 36J MX3SF INT-SOFT	49.95
DP3S6010014	60/100-14 30M MX3SF INT-SOFT	49.95
DP3S7010017	70/100-17 40M MX3SF INT-SOFT	49.95
DP3S7010019	70/100-19 42M MX3SF INT-SOFT	64.95
DP3S7010010	70/100-10 41J MX3S INT-SOFT	39.95
DP3S8010012	80/100-12 41M MX3S INT-SOFT	49.95
DP3S9010014	90/100-14 49M MX3S INT-SOFT	59.95
DP3S9010016	90/100-16 52M MX3S INT-SOFT	79.95

MX52

INTERMEDIATE-HARD



PART NUMBER	SIZE	RRP
DP52F6010010	60/100-10 33J MX52F INT-HARD	32.95
DP52F6010012	60/100-12 36J MX52F INT-HARD	49.95
DP52F6010014	60/100-14 30M MX52F INT-HARD	49.95
DP52F7010017	70/100-17 40M MX52F INT-HARD	49.95
DP52F7010019	70/100-19 42M MX52F INT-HARD	64.95
DP527010010	70/100-10 41J MX52 INT-HARD	39.95
DP528010012	80/100-12 41M MX52 INT-HARD	49.95
DP529010014	90/100-14 49M MX52 INT-HARD	59.95
DP529010016	90/100-16 52M MX52 INT-HARD	79.95

MX71

HARD



PART NUMBER	SIZE	RRP
DP717010017	70/100-17 40M MX71 HARD	54.95
DP717010019	70/100-19 42M MX71 HARD	67.95
DP719010014	90/100-14 49M MX71 HARD	59.95
DP719010016	90/100-16 52M MX71 HARD	79.95

ENDUROCROSS

INTERMEDIATE-SOFT

D756EX



A super sticky lightweight tyre made especially for the EnduroCross

PART NUMBER	SIZE	RRP
DP75611010018EX	110/100-18 D756EX (very soft)	189.95

FULL MOUSSE

MOUSSE

FULL MOUSSE



Designed exclusively for off-road competition, our full-mousse insert replaces the inner tube. Used by our top MX & Off-Road racers it is made up of a honeycomb structure, and is designed to avoid tyre deflation in case of a puncture caused by perforation, shocks or pinching.

PART NUMBER	SIZE	RRP
DPFM18C	120/90-18 FULL MOUSSE (suit 110/100-120/90-140/80 MX only)	199.95
DPFM18	140/80-18 FULL MOUSSE LARGE (Suit 140/80 Rally Raid only)	199.95
DPFM19	100/90-19 FULL MOUSSE	199.95
DPFM19L	110/120-19 FULL MOUSSE	199.95
DPFM21	80/100 - 90/90 -21 FULL MOUSSE	189.95

TUBES

MX

HEAVY DUTY MX



Heavy Duty Tubes for MX & SX

PART NUMBER	SIZE	RRP
DPT8010021	80/100-90/100-21 TUBE Heavy Duty	25.95
DPT10012010018	100/100-120/100-18 TUBE Heavy Duty	28.95
DPT1009019	100/90- 110/80-19 TUBE Heavy Duty	33.95
DPT1101209019	110/90-120/80 -19 TUBE Heavy Duty	35.95

TUBES

HARLEY DAVIDSON

HARLEY DAVIDSON



OE fitment tubes for Harley Davidson.

PART NUMBER	SIZE	RRP
DPTMH9021	MH90-21 TUBE HARLEY DAVIDSON	28.95
DPTMJ9019	MJ90-19 TUBE HARLEY DAVIDSON	27.95
DPT1207019	120/70-19 TUBE H/DAVIDSON	32.95
DPTMT9016	MT90-16 TUBE OFFSET VALVE HD	31.95
DPTMT9016CMV	MT90-16 TUBE CENTER MET VAL	30.95
DPT1501607017	(160/70&180/60)/17 TUBE H/DAV	31.95
DPT2005517	200/55-17 TUBE HARLEY DAVIDSON	35.95

QUAD

COMPETITION RADIAL

QUAD
COMPETITION
RADIAL

Dunlop tyres are a popular choice of the factories as OE fitment on their sports range of ATVs.

/ Dunlop offers the ATV enthusiast race level performance in its range of Radial tyres designed to tackle whatever the track conditions.



KT381



KT331



KT341



KT363



KT371



KT378

PART NUMBER	SIZE	RRP
DPA38518108	AT 18x10R8 KT385 LTR450	121.95
DPA33520109	AT 20x10R9 KT335 YFM660	154.95
DPA34520109	AT 20x10R9 KT345 Raptor 700	174.95
DPA35520109	AT 20x10R9 KT355 YFZ450	154.95
DPA35620109	AT 20x10R9 KT356 YFZ450	174.95
DPA35720109	AT 20x10R9 KT357 YZF450R	174.95
DPA378A22911	AT 22x9R11 KT378A TRX700XX	188.95
DPA38120710	AT 20x10R7 KT381 LTR450	128.95
DPA33121710	AT 21x7R10 KT331 YFM660	121.95
DPA34121710	AT 21x7R10 KT341 RAPTOR 700 & YFZ450	137.95
DPA35121710	AT 21x7R10 KT351 YFZ450 09	137.95
DPA36321710	A21x7R10 KT363 (TRX700XX)	138.95
DPA37122710	AT 22x7R10 KT371 (TRX450)	161.95



KT355



KT356



KT335



KT345

FOR **COMPETITION**
QUAD BIKES



TECHNICAL INFORMATION

DUNLOP MOTORCYCLE STREET TYRE SIZE CONVERSION CHART

FRONT TYRES

METRIC	ALPHA	INCH
80/90	MH90	2.50 to 2.75
90/90	MJ90	2.75 to 3.00
100/90	MM90	3.25 to 3.50
110/90	MN90	3.75 to 4.00
120/80		4.25 to 4.50
120/90	MR90	4.25 to 4.50
130/90	MT90	5.00 to 5.10

REAR TYRES

METRIC	ALPHA	INCH
110/90	MP85	4.00 to 4.25
120/90	MR90	4.50 to 4.75
130/80		5.00 to 5.10
130/90	MT90	5.00 to 5.10
140/80		5.50 to 6.00
140/90	MU90	5.50 to 6.00
150/80	MV85	6.00 to 6.25
150/90	MV85	6.00 to 6.25

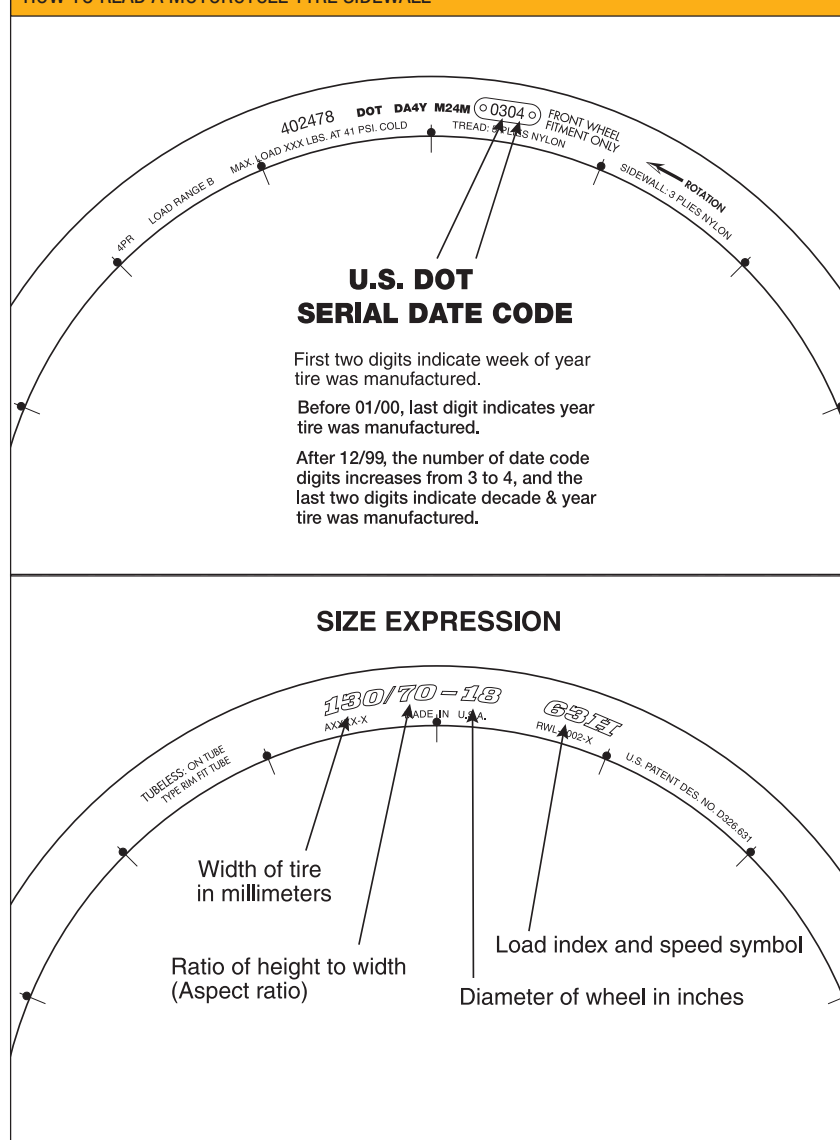
DUNLOP MOTORCYCLE STREET TYRE SPEED RATING CHART SPEED SYMBOLS

SPEED SYMBOL	MAXIMUM SPEED
J	100 kph
K	110 kph
L	120 kph
M	130 kph
N	140 kph
P	150 kph
Q	160 kph
R	170 kph
S	180 kph
T	190 kph
U	200 kph
H	210kph
V	240 kph
W	270 kph
Y	300 kph

LOAD INDEX

L.I.	KG	L.I.	KG	L.I.	KG
33	115	50	190	67	307
34	118	51	195	68	315
35	121	52	200	69	325
36	125	53	206	70	335
37	128	54	212	71	345
38	132	55	218	72	355
39	136	56	224	73	365
40	140	57	230	74	375
41	145	58	236	75	387
42	150	59	243	76	400
43	155	60	250	77	412
44	160	61	257	78	425
45	165	62	265	79	437
46	170	63	272	80	450
47	175	64	280	81	462
48	180	65	290	82	475
49	185	66	300	83	500

HOW TO READ A MOTORCYCLE TYRE SIDEWALL



SAFETY WARNING!

The above are size-marking conversion charts and do not imply interchangeability. Consult motorcycle manufacturer and Dunlop for correct replacements for original equipment tyres. Critical clearances, motorcycle compatibility and stability, load-bearing capacity, speed rating, radial versus non-radial, pattern and tread compound requirements, inflation recommendations and front-to-rear tyre matching will all vary with tyre selection. Wrong selection can result in tyre failure or loss of control with serious injury or death.

NOTE: For tyres having a maximum speed capability above 240 kph, a Z must appear in the size designation. Consult tyre manufacturer for maximum speed when there is no service description.

S, H, V and Z ratings where applied are indicative of high-performance capability based on Dunlop indoor wheel testing and are not valid for damaged, altered, repaired, excessively worn, underinflated or overloaded tyres. Dunlop does not recommend the use of any of its products in excess of legal speed limits. Consult the owner's manual for recommended speed rating.

TECHNICAL INFORMATION

**DUNLOP MOTORCYCLE OFF-ROAD TYRE
INFLATION PRESSURE GUIDE**

TYRE USE	FRONT PSI	REAR PSI
Motocross Hard Terrain	10 – 12	10 – 12
Motocross Intermediate Terrain	12 – 14	12 – 14
Motocross Soft Terrain	10 – 11	10 – 11
Desert/Enduro	14 – 18	14 – 18
Dual-Sport	18 – 22	16 – 26

SAFETY NOTE! These tire pressures are given as guidelines only. Actual operating pressures must be adjusted to suit specific riding conditions, surfaces, speeds and loads. Intermediate and hard-track applications will require lower pressures than soft-track applications. **The 22 psi front and 22 psi rear are minimum pressures for dualsport highway use. Pressures for dual-sport use must be increased to pressures specified by the motorcycle manufacturer for highway use.**

DUNLOP MOTORCYCLE OFF-ROAD TYRE SIZE APPLICATION CHART

ENGINE CC	FRONT	REAR	ENGINE CC	FRONT	REAR
50	2.50-10	2.75-10	100-125 (2-stroke) / 250 (4-stroke)	80/100-21	100/100-18 or 110/90-18
60	60/100-14	80/100-12		90/100-21	100/90-19 or 110/80-19
80	70/100-17	90/100-14	250 (2-stroke) / 450 (4-stroke)	80/100-21	110/100-18 or 120/90-18
80-100	70/100-19	90/100-16		90/100-21	110/90-19 or 120/80-19
			500	80/100-21	120/100-18 or 120/90-19
				90/100-21	

Also see page 45 for additional Off-Road Motorcycle Tyre Safety Information and pages 41-46 for general motorcycle tyre service and safety guidelines.

SAFETY WARNING!

The above are size-marking conversion charts and do not imply interchangeability. Consult motorcycle manufacturer and Dunlop for correct replacements for original-equipment tyres. Critical clearances, motorcycle compatibility and stability, load-bearing capacity, speed rating, radial versus non-radial, pattern and tread compound requirements, inflation recommendations and front-to-rear tyre matching will all vary with tyre selection. Wrong selection can result in tyre failure or loss of control with serious injury or death.

**IMPORTANT SAFETY INFORMATION: FAILURE TO HEED MAY RESULT IN ACCIDENT, INJURY OR DEATH.
DEALERS CONVEY THE FOLLOWING TO CUSTOMERS AND TYRE FITTERS:**

1. Follow Tyre Mounting Safety Precautions on page 45.
2. Checking of tire pressures is the most important tyre-maintenance function you and your customer may perform. NOTE: For high-speed, fully loaded or dual-riding touring motorcycle applications, inflate front tyres to maximum recommended by vehicle manufacturer for Dunlop fitment, and rear tyres to maximum load inflation pressure on sidewall. Never exceed maximum load indicated on tire sidewall or vehicle capacity load found in owner's manual.
3. Replacements for worn, differently patterned or constructed tyres will not react the same. When new tyres are fitted, they should not be subjected to maximum power, abrupt lean-over or hard cornering until a reasonable run-in distance of approximately 150 kilometres has been covered. This will permit the rider to become accustomed to the feel of the new tyres or tyre combination, find the edge and achieve optimum road grip for a range of speed, acceleration and handling uses. Advise your customer to check and adjust to recommended inflation pressure after tyres cool for at least three (3) hours following run-in. Remember: New tyres will have a very different contact patch and lean-over edge. New tyres, new with older and different pattern combinations require careful ride evaluation.
4. The letters S, H, V and Z included in the size markings of some of our street tyres are speed ratings recognized by the European Tyre and Rim Organization and Japanese Industry Standards. The ratings are assigned based upon controlled indoor wheel testing. Dunlop does not recommend the use of any of its products in excess of legal speed limits.
5. For purposes of assessing clearance, inflated section width is not the tread width. Section width is the width of the tyre measured from sidewall to sidewall at the widest point in the case of most tyres. The exceptions are some of the knobby tyres for which the knobs on the sidewall protrude farther than the section width.
6. Metric-size sport tyres do not have the same load capacity as alpha-numeric (such as MT90H16) touring tyres and should not be used for the same service.
7. See complete service instructions and other important safety information on pages 41-46.

TECHNICAL INFORMATION

DUNLOP SAFETY ADVISORY

Failure to heed may result in accident, injury or death.

The following guidelines are offered both to assist in choosing the Dunlop tires that will most closely match the motorcycling needs of your customers, and to provide the service and maintenance advice necessary for customer safety and satisfaction. Convey this important safety and service information to your tire fitters and customers.

TIRE SELECTION, SAFETY, CARE AND MAINTENANCE

■ TIRE SELECTION

When selecting new Dunlop motorcycle tires, be sure they meet the requirements of your customer's motorcycle and its expected usage.

For the makes and models not covered by the Dunlop Motorcycle Tire Application Guide, contact Dunlop before tires are fitted.

Fitment of radial tires to the wrong vehicle can cause instability and accidents.

Some motorcycles may be fitted only with radials. Consult motorcycle manufacturer before fitting radial replacements to ensure you are applying the correct specification and combination for your customer's motorcycle.

Some motorcycles may be fitted only with radials that match original equipment. Comply with the motorcycle owner's manual recommendations.

■ FRONT AND REAR TIRE MATCHING

Remember, the correct matching of front and rear tires is important to obtain optimum performance and handling. Follow the Tire Selection guidelines.

Mount only tires marked "front wheel" on the front position and only tires marked "rear wheel" on the rear position.

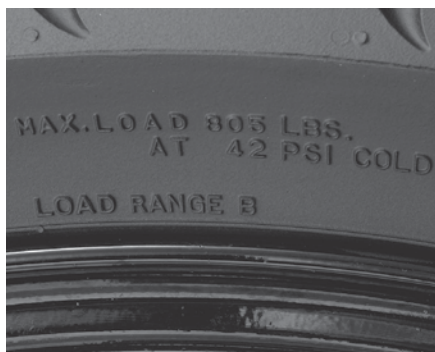


A new front tire with a worn rear tire can cause instability.

Mixing radials, or mixing radials with bias or belted-bias tires, may adversely affect handling and stability, and should only be done when specifically fitted and/or recommended by an OE vehicle manufacturer. It should be noted that many factors other than tire incompatibility can affect the handling of a motorcycle, including the weight and height of the rider, mixing worn with unworn tires and the fitment of luggage or fairings. Consult the motorcycle manufacturer before making modifications from stock.

■ LOAD-CARRYING CAPABILITIES

Tires offering different load-carrying capacities are available. Consider carefully the weight of the motorcycle, whether it will carry passengers and the weight of any optional equipment. Remember, the load-carrying capability of the tires is also reduced by underinflation. It is possible to overload a tire even though it is the size specified by the motorcycle manufacturer. Maximum loads and the corresponding pressures are indicated on the sidewall of all Dunlop street tires.



Before riding, the motorcyclist must determine the total weight of luggage, equipment and rider(s) to be added to the motorcycle. Instruct your customers that the total weight of luggage, equipment and rider(s) must never exceed the vehicle load capacity found in the motorcycle owner's manual, or the maximum load molded on the tire sidewall.

Instruct your customers not to pull a trailer behind their motorcycle. Trailers may contribute to motorcycle instability, grossly exaggerated tire stresses and overload. Such stresses and overload can cause irreversible damage resulting in sudden tire failure, accident, injury or death. Dunlop does not warrant tires used on motorcycles fitted with trailers.

Sidecars should not be fitted unless approved by the motorcycle manufacturer.

■ MAINTAINING CLEARANCE

Consult the motorcycle manufacturer if you intend to mount sizes other than indicated in the owner's manual. Remember the tire's physical dimensions are important.

Adequate clearance of fenders, swingarm and so on must be maintained. Increasing tire size may require an increase in rim width. When increasing tire size and/or rim width, rotate wheel and inspect closely for sufficient clearance.

■ RIM SIZE

Consult the Dunlop Technical Data Chart or Dunlop to ensure that the tires selected are correct for the rims.

Correct rim width may be crucial to handling and stability. A tire that is installed on a rim wider than recommended will have a flattened profile, and a rider may easily reach the edge of the tread during cornering. A narrow rim will alter the tire profile, concentrating tire wear in a very small area during cornering, with a smaller contact patch during braking. Remember: Tire clearances are important.

Fitment to Harley-Davidson 18-inch and 19-inch CM contour rims may result in slippage or air loss. Harley-Davidson 18-inch and 19-inch CM contour rims are not compatible with Dunlop tires. Consult Dunlop if in doubt and before fitting tires to pre-1980 Harley-Davidson motorcycles.

■ TUBES

Tubes are a crucial part of the tube-type wheel assembly.

When fitting a new tire on a rim requiring a tube, a new tube should be fitted at the same time. Old tubes become stretched and if an old tube is fitted within a new tire, it can crease and fail due to thinning of the tube rubber. Tubes should be repaired only by an expert. Secure tube valve assembly to rim with care. Inspect rim band and consult motorcycle dealer for correct rim band replacement.

Always check the size markings on the tube to ensure that the tire size appears on the tube. Do not fit tubes in radial motorcycle tires, nor fit radials on rims requiring tubes, unless the tubes bear matching size and radial (R) markings.

■ TIRE INSTALLATION (SEE ALSO TIRE MOUNTING)

Dunlop street tires have balance dots in the bead or sidewall area to indicate the lightest point of the tire. All Dunlop street tires should be installed with these balance dots at the valve. All Dunlop street tires also have arrows on the sidewall, which indicate the correct direction of rotation.

Positioning of balance marks and inclusion of directional arrows are not universal among motorcycle tire manufacturers.

■ TIRE PRESSURES (SEE ALSO TIRE MOUNTING)

Follow pressure recommendations shown on the Dunlop Motorcycle Tire Application Guide. Contact Dunlop if year and model are not shown on the current guide and the owner's manual does not list pressure settings for Dunlop tires.

Keep in mind that hard cornering, passengers, heavy loads and sustained high speeds will require higher pressures (up to that indicated on the sidewall).

TECHNICAL INFORMATION

CHECKING TIRE PRESSURE IS THE MOST IMPORTANT TIRE MAINTENANCE FUNCTION YOU AND YOUR CUSTOMER CAN PERFORM.

For high-speed, fully loaded or dual-riding touring-motorcycle applications, inflate tires to maximum recommended by vehicle manufacturer for Dunlop fitment. Never exceed maximum load indicated on tire sidewall or vehicle capacity load found in owner's manual, whichever is lower.

Underinflated tires can result in imprecise cornering, higher running temperatures, irregular tread wear, fatigue cracking, overstressing and eventual failure of the tire carcass, or loss of control, which could cause accident, injury or death.

Overinflating tires does not increase load-carrying capacity, but will result in a hard ride and accelerated tire wear in the center of the contact patch.



Dunlop recommends using a gauge that holds the pressure reading.

Advise your customers to check cold tire pressure frequently with a good-quality gauge that holds a reading, and always before extended trips.

Loss of pressure may occur due to worn-out or badly seated valve cores. Check valve cores, and if necessary, tighten for correct seating, or remove and replace them. A metal or hard-plastic valve cap with an inner gasket should be used and installed finger-tight to protect the valve core from dust and moisture and to help maintain a positive air seal.

Loss of pressure may also be caused by tube damage, as well as cracked rubber tube or tubeless valve stem bases. Inspect rim bands, tubes and valves. Replace if damage or cracking is noted.

Repeated loss of inflation pressure may result from undetected tire damage. Visually inspect tires for punctures, cuts, abrasions, cracks, bulges, blisters or knots. It will be necessary to dismount the tire to complete an inspection for internal damage and any need for repair. See the Tire Repair section. Only certain punctures in the tread area may be repaired, and only if no other damage is present.

The appearance of stress cracks in the tread grooves is one indicator of overload and/or underinflation. If you find evidence of tread-groove cracking, you should remove and replace the tire immediately. This damage is permanent and non-repairable.

Tires with non-repairable damage must not be used again (see Tire Repair). Damage caused by impacts, penetrations or continued underinflated/overloaded use is progressive and can result in sudden and complete tire failure and accident, injury or death.

Your customers should always seek expert inspection of the dismounted tire following curb, chuckhole or other impacts, evidence of penetration beyond the tire surface, bulges or low pressure. They should not continue riding on such tires.

Advise your customers to inspect their tires frequently for damage and to always heed warning signs such as vibration, handling instability, rubbing or tire noise that occurs during operation of the motorcycle.

■ MINIMUM TREAD DEPTH

Always remove tires from service before they reach the tread-wear indicator bars (1.6mm of tread pattern depth remaining). Worn/unworn tyre combinations and worn tires used in wet conditions can result in deteriorated handling.

■ SPEED RATINGS

S, H, V and Z ratings where applied are indicative of high-performance capability based on Dunlop indoor wheel testing and are not valid for damaged, altered, repaired, excessively worn, underinflated or overloaded tires. Dunlop does not recommend the use of any of its products in excess of legal speed limits. Consult the owner's manual for recommended speed rating.

■ DYNAMOMETER TESTING

Never subject a tire on the motorcycle to dynamometer engine testing. This severe use of the tire may result in tread compound degradation and subsequent failure.

■ RUN-IN PERIOD

Replacements for worn, differently patterned or constructed tires will not react the same. When new tires are fitted, they should not be subjected to maximum power, abrupt lean-over or hard cornering until a reasonable run-in distance of approximately 150 kims has been covered. This will permit the rider to become accustomed to the feel of the new tires or tire combination, find the edge and achieve optimum road grip for a range of speeds, acceleration and handling uses. Advise your customer to check and adjust inflation pressure to recommended levels after tires cool for at least three (3) hours following run-in. Remember, new tires will have a very different contact patch and lean-over edge. New tires, mixing a new tire with a worn tire and mixing different pattern combinations may adversely affect ride and handling and will require careful ride evaluation.

■ TIRE REPAIR

Some punctures in motorcycle tires may be repaired.

Dunlop recommends only permanent plug-patch repairs of small (maximum 3mm diameter) tread-area punctures from within the dismounted tire by a qualified tire repair shop or motorcycle dealer. Never perform an exterior repair and never use an inner tube as a substitute for a proper repair. Speed should not exceed 80 kph for the first 24 hours after repair, and the repaired tire should never be used over 120 kph. Advise your customer to check inflation pressure after tire cools for at least three (3) hours following run-in, or sooner if air loss is suspected. See the Dunlop Service Advisory for additional motorcycle tubeless-tire repair information. Follow the same repair procedures for tires on rims requiring tube replacement. The repairer is solely responsible for the repair and any instructions to the repaired-tire user.

Advise your customers that no form of temporary repair should be attempted because secondary damage caused by a penetrating object may not be detected and tire or tube deflation may occur at a later date.

Dunlop does not recommend the use of liquid sealants. These are a form of temporary repair, and they may adversely affect ply material and mask secondary damage caused by a penetrating object. Advise your customers that reliance upon sealants can result in sudden tire failure and accident.

■ RETREADING AND OTHER MODIFICATIONS

Never use a Dunlop motorcycle tire that has been retreaded (recapped). Such tires are remanufactured products for which Dunlop's new tire testing and certifications are voided. Dunlop motorcycle tires are not designed for retreadability (recappability), nor will Dunlop be responsible for any retread process or performance.

Never use a Dunlop motorcycle tire that has been modified by the removal or addition of any material by tread grooving, siping, grinding or contouring, nor with any inlays or raised features (e.g., lettering) of any kind. Such tires are remanufactured products for which Dunlop's new tire testing and certifications are voided.

■ MOTORCYCLE MAINTENANCE

Dunlop strongly recommends regular inspection of the motorcycle generally, and of wheels in particular, because tire mileage and performance are adversely affected by a poorly maintained vehicle. Advise your customers to bring their motorcycles to the motorcycle dealer for regular maintenance checks, inclusive of tire inspections.

Advise your customers to maintain suspension settings in strict compliance with vehicle owner's manual. Improperly maintained components and incorrect or unbalanced front fork pressures will affect stability. Low suspension pressure will generate excessive tire stresses.

TECHNICAL INFORMATION

WHEEL BALANCE

It is essential that tire/wheel assemblies be balanced before use and rebalanced each time the tire is removed or replaced. Unbalanced tire/wheel assemblies can vibrate at certain speeds, and tire wear will be greatly accelerated.

All Dunlop street tires should be installed with the balance dot at the valve. Wheels may be balanced with spoke nipple weights, lead wire or self-adhesive rim weights. Consult the motorcycle manufacturer for approved wheel weights.

Dunlop does not recommend the use of dry or liquid balancers/sealers and will not warrant tires into which these materials have been injected. Tire and wheel assembly balance must be checked with a balance stand or computer wheel balancer.

WHEEL ALIGNMENT

Be sure to align the wheels each time the rear wheel is removed or the chain or belt is adjusted. Each revolution of an incorrectly aligned wheel can scuff off tread rubber, reduce tire mileage and impair steering and cornering.

SPOKES

Replace immediately any broken spokes and tighten any loose ones. Broken spokes transfer additional tension to adjoining spokes, creating the potential for further spoke failures. After tightening or replacing spokes, be sure that the wheel rims run true.

Inspect the rim, rim band and tube, and replace any of these components if they are damaged before refitting the tire.

Both broken and loose spokes may cause wheel wobble, thus accelerating tire wear, and could cause instability.

WHEEL INSPECTION

Bent wheel rims and bent or cracked cast wheels should be replaced immediately.

Bent rims may cause wheel wobble, bead unseating and, in the case of tubeless tires, gradual air loss. Sudden wheel failure may result from the use of cracked cast wheels. Advise your customers of these conditions and their consequences.

TUBE-TYPE RIMS

Note: Not all cast wheels, whether aluminum or magnesium, are suitable for tubeless-tire fitment.

Mount tires as tubeless only when the wheel manufacturer recommends it. Some spokeless rims require tubes. With a tube inserted, a tubeless tire may be fitted to a tube-type wheel.

Exception: Dunlop does not recommend fitment of non-radial tubes in radial tires. Ensure that tube markings match radial tire markings before fitting to rims requiring tubes.

SIDEWALL TREATMENT

Use a mild soap solution to clean sidewalls, white striping or lettering, and rinse off with plain water. Never apply any other material, cleaners or dressings to enhance sidewall appearance. These may degrade the rubber and remove inherent ozone cracking/weather checking resistance.

TIRE STORAGE PRECAUTIONS

Tires can be damaged as a result of poor storage conditions and such damage can affect tire performance and functioning and may eventually lead to tire failure.

Stored tires should be protected against environmental effects such as sunlight, ozone and other potentially damaging conditions.

Do store tires where the area is clean, dry, well ventilated and the ambient temperatures are temperate.

Do not store tires where the area is dirty or wet, or exposed to petroleum-based products or solvents.

Do not store tires where they are exposed to direct sunlight, extreme hot/cold temperatures or ozone-generating sources such as electric motors, battery chargers, generators or welding equipment.

OIL AND GASOLINE

Prolonged contact with oil or gasoline causes contamination of the rubber compound, making the tire unsuitable for use. Wipe off any oil or gasoline immediately with a clean rag.

Do not use any tire that has been exposed to oil, gasoline, corrosives or non-rubber-compatible liquids.

TIRE MOUNTING

Danger: Only specially trained persons should mount tires. Improper mounting can cause tire explosion and serious injury.

FOLLOW THESE MOUNTING PRECAUTIONS:

- Wear approved eye protection.
- Clean and lubricate beads and rim.
- Centralize rim band and tube to prevent pinching if tube-type rim.
- Note directional arrows on sidewall where applicable.
- Lock assembly on mounting machine or place in safety cage before inflating to seat beads.
- Set air hose relief valve at 40 psi.
- Use extension gauge and hose with clip-on air chuck. Stand back with no part of your body within the perimeter of the assembled tire and rim.
- Inflate with core in valve stem.
- Never inflate above 40 psi to seat beads.*
- Spin wheel to check bead seating and alignment.

*If the beads do not seat by 40 psi, deflate and repeat above procedures. Never use a volatile substance or rubber donut to aid bead seating. If the tire is a tube-type, deflate and reinflate after seating to prevent tube wrinkles.

D402 PT bead-lock tires may be mounted only on matching Harley-Davidson FXRP, FLHTP or FLHP rims. Consult the owner's manual.

NEVER MOUNT PASSENGER-CAR TIRES ON MOTORCYCLE RIMS

DUAL-SPORT AND ON-/OFF-ROAD TIRES

Safety note: The minimum pressure for dual-sport highway use is 22 psi front and 22 psi rear. Pressures for dual-sport use must be increased to pressures specified by the motorcycle manufacturer for highway use.

SAFETY TIPS FOR THE OFF-ROAD MOTORCYCLIST

1. Air pressure: ✓ Always maintain the recommended tire pressure for the type of terrain on which the motorcycle is being ridden; check the owner's manual. Underinflated tires may cause wheel damage when ridden on rocky, rough terrain and allow the motorcycle to squirm or wander on smooth, hard terrain. Overinflation may damage the tires and cause an unnecessarily harsh ride. To accurately measure tire pressure, use a standard tire-pressure gauge.
2. Condition: ✓ Check for cuts and gouges that may cause air leakage. Also check the tires for missing knobs and excessively worn tread.
3. Wheels: ✓ To avoid loss of control or injury, make sure axle nuts are tight and secured. Grasp each tire at the front and rear and try to rock it on its axle to detect worn-out bearings or loose nuts. There should be no free play or slip as you rock the wheel. Inspect wheels for broken or loose spokes and for cracks on the hub or rim.

SERVICE ADVISORY

MOTORCYCLE TUBELESS-TYRE REPAIR INFORMATION

Dear Dunlop Dealer:

This responds to the numerous requests for motorcycle tubeless-tire repair information.

Dunlop recommends only permanent repairs performed from the inside of the tire, using a combination patch/plug method. Never attempt a repair from the outside or inject a sealant, or simply use an inner tube, a patch or a plug as a substitute for a proper repair.

Only a qualified tire repair shop or motorcycle tire dealer should perform repairs. Inspection of the tire and adequacy of repair becomes the responsibility of the person actually performing the repair and Dunlop does not warrant the results of a repair in any way. Combination patch/plug repair kits for use by the repair shop or dealer are commercially available with accompanying instructions.

Before any repair should be attempted, however, a tire must be removed from the wheel and thoroughly inspected. The following are minimum guidelines for the repairer:

Tires should not be repaired if any of the following conditions exist:

1. A tire has been previously injected with a sealant/balancer.
2. The puncture is larger than 3mm in diameter.
3. The puncture is not perpendicular to the carcass.
4. The puncture is in the tire sidewall.
5. Separation of plies, tread separation or separation of any other components.
6. Cut or broken ply cords.
7. Broken or damaged bead wires.
8. Cut or damaged chafers (bead area).
9. Deterioration of the carcass inside the tire due to being run flat or underinflated.
10. Cracks or other damage to the integrity of the inner liner.
11. Excessive wear—tire should have at least 1.6mm of tread depth, excluding tread-wear indicators.
12. Cracks in sidewall or tread.
13. Impact breaks, cuts, snags or gouges that penetrate the surface.

NOTE:

- A. *There should be no more than one repair in any quarter of the tire and no more than two repairs per tire.*
- B. *The wheel itself must be in good condition. Any cracked or bent wheel, however slightly, may allow the loss of air and cause subsequent deflation of the tire.*
- C. *Following repair, the valve assembly should be replaced and the tire/wheel rebalanced.*
- D. *Speed should not exceed 80 kph for the first 24 hours after tire repair, and the repaired tire should never be used at speeds over 120 kph.*

THE REPAIRER IS SOLELY RESPONSIBLE FOR INSTRUCTING THE MOTORCYCLIST AS TO THE RESTRICTIONS TO BE PLACED ON TIRE USE FOLLOWING REPAIR.

In summary, NO form of temporary repair should be attempted. Any doubt as to inspection or adequacy of repair should be resolved by discarding the tire.

Be sure to consult our *Motorcycle Tire Limited Warranty, Care and Maintenance* brochure for additional information regarding the use of Dunlop tires, and convey important safety information to your customers.

Regards,

The Dunlop Motorcycle Tyre Performance Team

FITMENT CHART

MODEL NUMBER	MODEL NAME	Rim Size Front	Rim Size Rear	Front/ Rear Model	Front Size	Front PSI		Rear Size	Rear PSI	MORE RECOMMENDED OPTIONS (not necessarily in order of preference)
APRILIA										
SVX 450 (07-10)		3.50x17	5.50x17	Sportmax Q3	120/70ZR17	28	Sportmax Q3	180/55ZR17	32	Roadsmart 2 / Roadsport / Sportsmart2 / GPR-300
SVX 550 (07-11)		3.50x17	5.50x17	Sportmax Q3	120/70ZR17	28	Sportmax Q3	180/55ZR17	32	Roadsmart 2 / Roadsport / Sportsmart2 / GPR-300
Pegaso 650 (99-01)		2.15x19	3.00x17	Trailsmart	100/90-19	30	Trailsmart	130/80R17	33	
Dorsoduro 750 / ABS (09-11, 13-16)		3.50x17	6.00x17	Sportmax Q3	120/70ZR17	36	Sportmax Q3	180/55ZR17	40	Roadsmart 2 / Roadsport / Sportsmart2 / GPR-300
Shiver 750 (08-15)		3.50x17	6.00x17	Sportmax Q3	120/70ZR17	36	Sportmax Q3	180/55ZR17	41	Roadsmart 2 / Roadsport / Sportsmart2 / GPR-300
Scrambler (15-16)		3.00x18	5.50x17	GPR-300	110/80ZR18	34	GPR-300	180/55ZR18	41	
Mana 850 (09-10)		3.50x17	6.00x17	Sportmax Q3	120/70ZR17	36	Sportmax Q3	180/55ZR17	41	Roadsmart 2 / Roadsport / Sportsmart2 / GPR-300
Mana 850 GT ABS (10-15)		3.50x17	6.00x17	Roadsmart II	120/70ZR17	36	Roadsmart II	180/55ZR17	41	Roadsmart 2 / Roadsport / Sportsmart2 / GPR-300
ETV 1000 (02-07)	Caponord	2.50x19	4.00x17	Trailsmart	110/80R19	36	Trailsmart	150/70R17	40	
RST Futura (01-03)		3.50x17	6.00x17	Roadsmart II	120/70ZR17	36	Roadsmart II	180/55ZR17	41	Sportsmart2 / Roadsmart 2 / Roadsport
RST 1000 Futura (04)		3.50x17	5.50x17	Roadsmart II	120/70ZR17	36	Roadsmart II	180/55ZR17	41	Sportsmart2 / Roadsmart 2 / Roadsport
RSV Mille / SP (99-00)		3.50x17	6.00x17	Sportmax Q3	120/70ZR17	36	Sportmax Q3	180/55ZR17	40	AL-13Z / Sportsmart2/ Roadsmart2
RSV Mille (01-03)		3.50x17	6.00x17	Sportmax Q3	120/70ZR17	36	Sportmax Q3	190/50ZR17	40	AL-13Z / Sportsmart2/ Roadsmart2
RSV Mille R (99-00, 03)		3.50x17	6.00x17	Sportmax Q3	120/70ZR17	36	Sportmax Q3	180/55ZR17	40	AL-13Z / Sportsmart2/ Roadsmart2
RSV Mille R (01-02)		3.50x17	6.00x17	Sportmax Q3	120/70ZR17	36	Sportmax Q3	190/50ZR17	40	AL-13Z / Sportsmart2/ Roadsmart2
RSV 1000 R (04-10)		3.50x17	6.00x17	Sportmax Q3	120/70ZR17	36	Sportmax Q3	190/50ZR17	40	AL-13Z / Sportsmart2/ Roadsmart2
RSV 1000 R Factory / R Nera (04-06)		3.50x17	6.00x17	Sportmax Q3	120/70ZR17	36	Sportmax Q3	180/55ZR17	40	AL-13Z / Sportsmart2/ Roadsmart2
RSV 1000 R Factory (07-10)		3.50x17	6.00x17	Sportmax Q3	120/70ZR17	36	Sportmax Q3	190/55ZR17	41	AL-13Z / Sportsmart2/ Roadsmart2
RSV4 Factory (09-12)		3.50x17	6.00x17	Sportmax Q3	120/70ZR17	36	Sportmax Q3	190/55ZR17	41	AL-13Z / Sportsmart2/ Roadsmart2
RSV4 Factory APRC / SE (11-13)		3.50x17	6.00x17	Sportmax Q3	120/70ZR17	36	Sportmax Q3	190/55ZR17	41	AL-13Z / Sportsmart2/ Roadsmart2
RSV4 R / APRC (10-13)		3.50x17	6.00x17	Sportmax Q3	120/70ZR17	36	Sportmax Q3	190/55ZR17	41	AL-13Z / Sportsmart2/ Roadsmart2
SL 1000 Falco / R (00-04)		3.50x17	6.00x17	Sportmax Q3	120/70ZR17	36	Sportmax Q3	180/55ZR17	40	AL-13Z / Sportsmart2/ Roadsmart2
Tuono (03)		3.50x17	6.00x17	Sportmax Q3	120/70ZR17	36	Sportmax Q3	190/50ZR17	40	AL-13Z / Sportsmart2/ Roadsmart2
Tuono R / Tuono Racing (03, 05)		3.50x17	6.00x17	Sportmax Q3	120/70ZR17	36	Sportmax Q3	180/55ZR17	40	AL-13Z / Sportsmart2/ Roadsmart2
Tuono V4R / APRC / ABS (11-15)		3.50x17	6.00x17	Sportmax Q3	120/70ZR17	36	Sportmax Q3	190/55ZR17	41	AL-13Z / Sportsmart2/ Roadsmart2
Tuono 1000 R (04-11)		3.50x17	6.00x17	Sportmax Q3	120/70ZR17	36	Sportmax Q3	190/50ZR17	41	AL-13Z / Sportsmart2/ Roadsmart2
Tuono 1000 R Factory (07)		3.50x17	6.00x17	Sportmax Q3	120/70ZR17	36	Sportmax Q3	180/55ZR17	41	AL-13Z / Sportsmart2/ Roadsmart2
Tuono 1000 R Factory (08-10)		3.50x17	6.00x17	Sportmax Q3	120/70ZR17	36	Sportmax Q3	190/55ZR17	41	AL-13Z / Sportsmart2/ Roadsmart2
Caponord 1200 ABS Travel Pack (14-16)		3.50x17	6.00x17	Roadsmart II	120/70ZR17	36	Roadsmart II	180/55ZR17	41	Sportsmart2 / Roadsmart 2 / Roadsport
Caponord 1200 Rally (16)		3.00x19	4.50x17	Trailsmart	120/70ZR19	36	Trailsmart	170/60ZR17	41	
Dorsoduro 1200 (11-12)		3.50x17	6.00x17	Sportmax Q3	120/70ZR17	36	Sportmax Q3	180/55ZR17	40	AL-13Z / Sportsmart2/ Roadsmart2
BENELLI										
TNT 899 / S (09-10)		3.50x17	6.00x17	Sportmax Q3	120/70ZR17	42	Sportmax Q3	190/50ZR17	42	AL-13Z / Sportsmart2/ Roadsmart2
Tre 899K (10)		3.50x17	6.00x17	Sportmax Q3	120/70ZR17	42	Sportmax Q3	180/55ZR17	42	AL-13Z / Sportsmart2/ Roadsmart2
Tornado / LE (03)		3.50x17	5.50x17	Sportmax Q3	120/70ZR17	36	Sportmax Q3	180/55ZR17	40	AL-13Z / Sportsmart2/ Roadsmart2
Café Racer 1130 / TNT 1130 (07-10)		3.50x17	6.00x17	Sportmax Q3	120/70ZR17	42	Sportmax Q3	190/50ZR17	42	AL-13Z / Sportsmart2/ Roadsmart2
TNT R160 (10)		3.50x17	6.00x17	Sportmax Q3	120/70ZR17	42	Sportmax Q3	190/50ZR17	42	AL-13Z / Sportsmart2/ Roadsmart2
TNT Sport / Sport Evo (07-10)		3.50x17	6.00x17	Sportmax Q3	120/70ZR17	42	Sportmax Q3	190/50ZR17	42	AL-13Z / Sportsmart2/ Roadsmart2
TNT Titanium / Tornado Tre 1130 (07-10)		3.50x17	6.00x17	Sportmax Q3	120/70ZR17	42	Sportmax Q3	190/50ZR17	42	AL-13Z / Sportsmart2/ Roadsmart2
Tre 1130 K (07-10)		3.50x17	6.00x17	Roadsmart II	120/70ZR17	42	Roadsmart II	180/55ZR17	42	Sportsmart2 / Roadsmart 2 / Roadsport
Tre 1130 K Amazonas (08-10)		3.00x19	4.25x17	Trailsmart	110/80R19	36	Trailsmart	150/70R17	42	
BETA										
350 RS (12)		1.60x21	2.15x18	D606F	90/90-21	21	D606	120/90-18	26	
400 RS (11, 13-14)		1.60x21	2.15x18	D606F	90/90-21	21	D606	120/90-18	26	
430 RS (15)		1.60x21	2.15x18	D606F	90/90-21	21	D606	120/90-18	26	
450 RS (08-14)		1.60x21	2.15x18	D606F	90/90-21	21	D606	130/90-18	26	
500 RS (15)		1.60x21	2.15x18	D606F	90/90-21	21	D606	130/90-18	26	
520 RS (11-14)		1.60x21	2.15x18	D606F	90/90-21	21	D606	130/90-18	26	
525 RS (08-10)		1.60x21	2.15x18	D606F	90/90-21	21	D606	130/90-18	26	
BIMOTA										
DB5 1000 / DB5 R / DB5 S (06-10)		3.50x17	5.50x17	Sportmax Q3	120/70ZR17	36	Sportmax Q3	180/55ZR17	40	AL-13Z / Sportsmart2/ Roadsmart2
DB6 / DB6 R (06-10)	Delirio	3.50x17	5.50x17	Sportmax Q3	120/70ZR17	36	Sportmax Q3	180/55ZR17	40	AL-13Z / Sportsmart2/ Roadsmart2
DB7 (08-10)		3.50x17	6.00x17	Sportmax Q3	120/70ZR17	36	Sportmax Q3	190/55ZR17	40	AL-13Z / Sportsmart2/ Roadsmart2
SB8K 1000 (06-07)	Santa Monica / Gobert	3.50x17	5.50x17	Sportmax Q3	120/70ZR17	36	Sportmax Q3	180/55ZR17	40	AL-13Z / Sportsmart2/ Roadsmart2
Tesi 2D (06-07)		3.50x17	5.50x17	Sportmax Q3	120/70ZR17	36	Sportmax Q3	180/55ZR17	40	AL-13Z / Sportsmart2/ Roadsmart2
Tesi 3D (08-10)		3.50x17	5.50x17	Sportmax Q3	120/70ZR17	36	Sportmax Q3	180/55ZR17	40	AL-13Z / Sportsmart2/ Roadsmart2
BMW										
G450 X (09-11)		1.60x21	2.15x18	D606F	90/90-21	33	D606	130/90-18	33	
F650 (98-00)		2.15x19	3.00x17	Trailsmart	100/90-19	30	Trailsmart	130/80R17	33	

MODEL NUMBER	MODEL NAME	Rim Size Front	Rim Size Rear	Front/ Rear Model	Front Size	Front PSI		Rear Size	Rear PSI	MORE RECOMMENDED OPTIONS (not necessarily in order of preference)
F650 GS (01-07)		2.50x19	3.00x17	Trailsmart	100/90-19	30	Trailsmart	130/80R17	33	
F650 GS Dakar (01-07)		1.60x21	3.00x17	Trailsmart	90/90-21	30	Trailsmart	130/80R17	33	
G650 GS (09-10)		2.50x19	3.00x17	Trailsmart	100/90-19	30	Trailsmart	130/80R17	33	
G650 GS Sertao (12-14)		1.60x21	3.00x17	Trailsmart	90/90-21	30	Trailsmart	130/80R17	33	
G650 X Challenge (07-08)		1.60x21	2.50x18	D908RR F	90/90-21	28	D908RR	140/80-18	32	
G650 X Country (07-10)		2.50x19	3.00x17	Trailsmart	100/90-19	28	Trailsmart	130/80R17	33	
G650 X Moto (07-08)		3.50x17	4.50x17	Sportmax Q3	120/70ZR17	28	Sportmax Q3	160/60ZR17	31	AL-13 / Roadsport
F700 GS (13-15)		2.50x19	3.50x17	Trailsmart	110/80R19	32	Trailsmart	140/80R17	42	
K75 C / T (86-88)		2.50x18	2.75x18	D404F	100/90-18	32	D404	120/90-18	36	GT601
K75 S / RT (87-95)		2.50x18	2.75x17	D404F	100/90-18	33	D404	130/90-17	42	GT601
K75 / ABS (95)		2.50x18	3.00x17	D404F	100/90-18	32	D404	130/90-17	36	GT601
F800 GS (08-16)		2.15x21	4.25x17	Trailsmart	90/90-21	33	Trailsmart	150/70R17	42	
F800 GT (13-16)		3.50x17	5.50x17	Roadsmart II	120/70ZR17	36	Roadsmart II	180/55ZR17	42	Roadsport/Sportsmart2/Q3/Roadsmart2/GPR-300
F800 R (10-15)		3.50x17	5.50x17	Sportmax Q3	120/70ZR17	36	Sportmax Q3	180/55ZR17	41	AL-13Z / Sportsmart2/ Roadsmart2
F800 S (07-08)		3.50x17	5.50x17	Sportmax Q3	120/70ZR17	36	Sportmax Q3	180/55ZR17	42	AL-13Z / Sportsmart2/ Roadsmart2
F800 ST (07-13)		3.50x17	5.50x17	Roadsmart II	120/70ZR17	36	Roadsmart II	180/55ZR17	41	Roadsport/ Sportsmart2/Q3/Roadsmart2/GPR-300
R80 / RT (85-87)		2.50x18	2.50x18	D404F	100/90-18	32	D404	120/90-18	36	GT601
K100 RS / LT (91-93)		3.50x17	4.50x18	Roadsmart II	120/70ZR17	36	Roadsmart II	160/60ZR18	42	Roadsport/Sportsmart2/Q3/GPR-300
R100 / CS (81-84)		2.15x19	2.75x18	D404F	100/90-19	32	D404	110/90-18	36	GT601
R100 RS / RT (88-95)		2.50x18	2.50x18	D404F	100/90-18	32	D404	120/90-18	36	GT601
S 1000 R (14-16)		3.50x17	6.00x17	Sportmax Q3	120/70ZR17	36	Sportmax Q3	190/55ZR17	42	AL-13Z / Sportsmart2/ Roadsmart2
S 1000 RR (10-14)		3.50x17	6.00x17	Sportmax Q3	120/70ZR17	36	Sportmax Q3	190/55ZR17	42	AL-13Z / Sportsmart2/ Roadsmart2
S 1000 XR (15-16)		3.50x17	6.00x17	Sportmax Q3	120/70ZR17	36	Sportmax Q3	190/55ZR17	42	AL-13Z / Sportsmart2/ Roadsmart2
K1 (90-93)		3.50x17	4.50x18	Roadsmart II	120/70ZR17	36	Roadsmart II	160/60ZR18	42	Sportsmart2 / Q3 / Roadsport
K1100 RS (93-95)		3.50x17	4.50x18	Roadsmart II	120/70ZR17	36	Roadsmart II	160/60ZR18	42	Sportsmart2 / Q3 / Roadsport
R1100 GS (98-99)		2.50x19	4.00x17	Trailsmart	110/80R19	36	Trailsmart	150/70R17	42	
R1100 R / RS / RT (94-01)		3.50x17	4.50x18	Roadsmart II	120/70ZR17	36	Roadsmart II	160/60ZR18	42	GPR-300
R1100 S (99-05)		3.50x17	5.00x17	Roadsmart II	120/70ZR17	36	Roadsmart II	170/60ZR17	42	GPR-300
R1100 S (03-05)	BoxerCup Prep / Replika	3.50x17	5.50x17	Sportmax Q3	120/70ZR17	36	Sportmax Q3	180/55ZR17	42	AL-13Z / Sportsmart2/ Roadsmart2
R1150 GS (00-04)		2.50x19	4.00x17	Trailsmart	110/80R19	36	Trailsmart	150/70R17	42	
R1150 GS Adventure (03-05)		2.50x19	4.00x17	Trailsmart	110/80R19	36	Trailsmart	150/70R17	42	
R1150 R (04-05)	Rockster	3.50x17	5.50x17	Sportmax Q3	120/70ZR17	36	Sportmax Q3	180/55ZR17	42	Sportsmart2/ Roadsmart2
R1150 R / RS / RT (02-05)		3.50x17	5.00x17	Roadsmart II	120/70ZR17	36	Roadsmart II	170/60ZR17	42	GPR-300
K1200 GT (03-08)		3.50x17	5.50x17	Roadsmart II	120/70ZR17	36	Roadsmart II	180/55ZR17	42	Sportsmart2 / Q3 / Roadsport
K1200 R (05-08)		3.50x17	5.50x17	Roadsmart II	120/70ZR17	36	Roadsmart II	180/55ZR17	42	Sportsmart2 / Q3 / Roadsport
K1200 R Sport (07-08)		3.50x17	6.00x17	Sportmax Q3	120/70ZR17	36	Sportmax Q3	190/50ZR17	42	Sportsmart2 / Roadsport / Roadsmart2
K1200 RS (98-03)		3.50x 17	5.00x17	Roadsmart II	120/70ZR17	36	Roadsmart II	170/60ZR17	42	GPR-300
K1200 RS (04-05)		3.50x17	5.50x17	Sportmax Q3	120/70ZR17	36	Sportmax Q3	180/55ZR17	42	Sportsmart2/ Roadsmart2
K1200 S (05-08)		3.50x17	6.00x17	Sportmax Q3	120/70ZR17	36	Sportmax Q3	190/50ZR17	42	Sportsmart2/ Roadsmart2
R1200 C (98-05)	Classic	2.50x18	4.00x15	D404F	100/90-18	36	D404	170/80-15	42	Elite 4
R1200 GS (05-12)		2.50x19	4.00x17	Trailsmart	110/80R19	36	Trailsmart	150/70R17	42	
R1200 GS Adventure (06-13)		2.50x19	4.00x17	Trailsmart	110/80R19	36	Trailsmart	150/70R17	42	
R1200 GS Adventure (14-16))		3.00x19	4.50x17	Trailsmart	120/70ZR19	36	Trailsmart	170/60ZR17	42	
HP2 (06-07)	HP2 Enduro	1.85x21	2.50x17	Trailsmart	90/90-21	33	Trailsmart	140/80R17	36	
R1200 HP2 Megamoto (08-09)	HP2 Megamoto	3.50x17	5.50x17	Sportmax Q3	120/70ZR17	36	Sportmax Q3	180/55ZR17	42	AL-13Z / Sportsmart2/ Roadsmart2
R1200 HP2 Sport (08-11)	HP2 Sport	3.50x17	6.00x17	Sportmax Q3	120/70ZR17	36	Sportmax Q3	190/55ZR17	42	AL-13Z / Sportsmart2/ Roadsmart2
R1200 R / RT (05-16)		3.50x17	5.50x17	Roadsmart II	120/70ZR17	36	Roadsmart II	180/55ZR17	42	Sportsmart2 / Q3 / Roadsport
R1200 RS (15)		3.50x17	5.50x17	Roadsmart II	120/70ZR17	36	Roadsmart II	180/55ZR17	42	Sportsmart2 / Q3 / Roadsport
R1200 S / ST (05-07)		3.50x17	5.50x17	Roadsmart II	120/70ZR17	36	Roadsmart II	180/55ZR17	42	Sportsmart2 / Q3 / Roadsport
R Nine T (14-16)		3.50x17	5.50x17	Roadsmart II	120/70ZR17	36	Roadsmart II	180/55ZR17	42	Sportsmart2 / Q3 / Roadsport
K1300 GT (09-11)		3.50x17	5.50x17	Roadsmart II	120/70ZR17	36	Roadsmart II	180/55ZR17	42	Sportsmart2 / Q3 / Roadsport
K1300 R (09-14)		3.50x17	5.50x17	Roadsmart II	120/70ZR17	36	Roadsmart II	180/55ZR17	42	Sportsmart2 / Q3 / Roadsport
K1300 S / HP Limited Edition (09-16)		3.50x17	6.00x17	Sportmax Q3	120/70ZR17	36	Sportmax Q3	190/55ZR17	42	AL-13Z / Sportsmart2/ Roadsmart2
K1600 GT / GTL / GTL Exclusive (11-16)		3.50x17	6.00x17	Roadsmart II	120/70ZR17	42	Roadsmart II	190/55ZR17	42	Sportsmart2 / Q3 / Roadsport
BUELL										
Blast (00-09)		2.50x16	2.75x16	K330F	100/80-16	30	K330	120/80-16	36	
M2 / M2 Low (97-02)	Cyclone	3.50x17	5.00x17	Roadsmart II	120/70ZR17	36	Roadsmart II	170/60ZR17	42	Q3 / Sportsmart2 / Roadsport / GPR-300
S1 (95-98)	Lightning / White Lightning	3.50x17	5.00x17	Roadsmart II	120/70ZR17	36	Roadsmart II	170/60ZR17	42	Q3 / Sportsmart2 / Roadsport / GPR-300
S2 / S2T / S3 / S3T (94-02)	Thunderbolt	3.50x17	5.00x17	Roadsmart II	120/70ZR17	36	Roadsmart II	170/60ZR17	42	Q3 / Sportsmart2 / Roadsport / GPR-300
X1 / X1W (99-02)	Lightning / White Lightning	3.50x17	5.00x17	Roadsmart II	120/70ZR17	36	Roadsmart II	170/60ZR17	42	Q3 / Sportsmart2 / Roadsport / GPR-300
XB9R (02-07)	Firebolt	3.50x17	5.50x17	Sportmax Q3	120/70ZR17	36	Sportmax Q3	180/55ZR17	38	Sportsmart2 / Roadsport / AL13Z / Roadsmart 2
XB9S / XB9SX (03-10)	Lightning / Lightning CityX	3.50x17	5.50x17	Sportmax Q3	120/70ZR17	36	Sportmax Q3	180/55ZR17	38	Sportsmart2 / Roadsport / AL13Z / Roadsmart 2

MODEL NUMBER	MODEL NAME	Rim Size Front	Rim Size Rear	Front/Rear Model	Front Size	Front PSI		Rear Size	Rear PSI	MORE RECOMMENDED OPTIONS (not necessarily in order of preference)
1125CR / R (08-10)		3.50x17	5.50x17	Sportmax Q3	120/70ZR17	36	Sportmax Q3	180/55ZR17	38	Sportsmart2 / Roadsport / AL13Z / Roadsmart 2
XB12R (04-10)	Firebolt	3.50x17	5.50x17	Sportmax Q3	120/70ZR17	36	Sportmax Q3	180/55ZR17	38	Sportsmart2 / Roadsport / AL13Z / Roadsmart 2
XB12S / XB12Scg / XB12Ss (04-10)	Lightning / Lightning Long	3.50x17	5.50x17	Sportmax Q3	120/70ZR17	36	Sportmax Q3	180/55ZR17	38	Sportsmart2 / Roadsport / AL13Z / Roadsmart 2
XB12STT (07-08)	Lightning Super TT	3.50x17	5.50x17	Roadsmart II	120/70ZR17	36	Roadsmart II	180/55ZR17	38	Q3 / Sportsmart2 / Roadsport / GPR-300
XB12X / XT (06-10)	Ulysses	3.50x17	5.50x17	Roadsmart II	120/70ZR17	36	Roadsmart II	180/55ZR17	38	Q3 / Sportsmart2 / Roadsport / GPR-300
CAGIVA										
Elefant 350 / 650 (86-87)		1.85x21	2.75x17	Trailsmart	90/90-21	29	Trailsmart	130/80R17	32	
Alazzurra 650 (85-87)		2.15x18	2.50x18	D404F	100/90-18	29	D404	120/90-18	32	GT601 / Streetsmart
Gran Canyon (99-00)		2.15x19	4.25x17	Trailsmart	100/90-19	29	Trailsmart	150/70R17	32	
DUCATI										
Monster 600 (01)	Dark / Metallic	3.50x17	4.50x17	Roadsmart II	120/60ZR17	36	Roadsmart II	160/60ZR17	42	Q3/ Roadsport / GPR-300 / Sportsmart2
Monster 620 ie / Dark (02-06)		3.50x17	4.50x17	Roadsmart II	120/60ZR17	36	Roadsmart II	160/60ZR17	42	Q3/ Roadsport / GPR-300 / Sportsmart2
Multistrada 620 / Dark (05-06)		3.50x17	4.50x17	Sportmax Q3	120/60ZR17	36	Sportmax Q3	160/60ZR17	42	Sportsmart2 / Roadsport / Roadsmart2 / GPR-300
620 Matrix (04)	Matrix	3.50x17	4.50x17	Sportmax Q3	120/70ZR17	36	Sportmax Q3	160/60ZR17	42	Sportsmart2 / Roadsport / Roadsmart2 / GPR-300
620 Sport (03)		3.50x17	4.50x17	Sportmax Q3	120/70ZR17	36	Sportmax Q3	160/60ZR17	42	Sportsmart2 / Roadsport / Roadsmart2 / GPR-300
650 Indiana (87)		2.50x18	3.50x15	D404F	110/90-18	32	D404	140/90-15	36	
Monster 695 (07-08)		3.50x17	4.50x17	Sportmax Q3	120/60ZR17	36	Sportmax Q3	160/60ZR17	42	Sportsmart2 / Roadsport / Roadsmart2 / GPR-300
Monster 696 (09-14)	/ 20th Anniversary Edition	3.50x17	4.50x17	Roadsmart II	120/60ZR17	36	Roadsmart II	160/60ZR17	42	Q3/ Roadsport / GPR-300 / Sportsmart2
748 / R / S (97-02)		3.50x17	5.50x17	Sportmax Q3	120/70ZR17	36	Sportmax Q3	180/55ZR17	42	Sportsmart2 / Roadsport / Roadsmart2 / GPR-300
749 / R / S / Dark (03-06)		3.50x17	5.50x17	Sportmax Q3	120/70ZR17	36	Sportmax Q3	180/55ZR17	42	Sportsmart2 / Roadsport / Roadsmart2 / GPR-300
Monster 750 / S / Dark / Met (96-02)		3.50x17	4.50x17	Roadsmart II	120/60ZR17	36	Roadsmart II	160/60ZR17	42	Q3/ Roadsport / GPR-300 / Sportsmart2
750 Sport (01-02)		3.50x17	4.50x17	Sportmax Q3	120/70ZR17	36	Sportmax Q3	160/60ZR17	42	Sportsmart2/AL13Z/Roadsport/Roadsmart2/GPR-300
750 Supersport (92-93, 99-02)		3.50x17	4.50x17	Sportmax Q3	120/60ZR17	36	Sportmax Q3	160/60ZR17	42	Sportsmart2/AL13Z/Roadsport/Roadsmart2/GPR-300
Hypermotard 796 (10-12)		3.50x17	5.50x17	Sportmax Q3	120/70ZR17	36	Sportmax Q3	180/55ZR17	42	Sportsmart2/AL13Z/Roadsport/Roadsmart2/GPR-300
Monster 796 (11-14)	/ 20th Anniversary Edition	3.50x17	5.50x17	Sportmax Q3	120/70ZR17	36	Sportmax Q3	180/55ZR17	42	Sportsmart2/AL13Z/Roadsport/Roadsmart2/GPR-300
Monster 800S ie / Dark (03-04)		3.50x17	4.50x17	Roadsmart II	120/60ZR17	36	Roadsmart II	160/60ZR17	42	Q3/ Roadsport / GPR-300 / Sportsmart2
Monster S2R 800 / Dark (05-07)		3.50x17	5.50x17	Sportmax Q3	120/70ZR17	36	Sportmax Q3	180/55ZR17	42	Q3/ Roadsport / GPR-300 / Sportsmart2
800 Sport / Supersport (03-07)		3.50x17	5.50x17	Roadsmart II	120/70ZR17	36	Roadsmart II	170/60ZR17	42	GPR-300
Hypermotard / SP 800 (13-15)		3.50x17	5.50x17	Sportmax Q3	120/70ZR17	36	Sportmax Q3	180/55ZR17	42	Q3/ Roadsport / GPR-300 / Sportsmart2
Hyperstrada 800 (13-15)		3.50x17	5.50x17	Roadsmart II	120/70ZR17	36	Roadsmart II	180/55ZR17	42	Q3/ Roadsport / GPR-300 / Sportsmart2
848 (08-10)	/ Nicky Hayden Edition	3.50x17	5.50x17	Sportmax Q3	120/70ZR17	36	Sportmax Q3	180/55ZR17	42	AL-13Z / Sportsmart2
848 EVO / Corse SE (11-13)		3.50x17	5.50x17	Sportmax Q3	120/70ZR17	36	Sportmax Q3	180/55ZR17	42	AL-13Z / Sportsmart2
851 Superbike (90-93)		3.50x17	5.50x17	Sportmax Q3	120/70ZR17	36	Sportmax Q3	180/55ZR17	42	AL-13Z / Sportsmart2
888 Superbike (94)		3.50x17	5.50x17	Sportmax Q3	120/70ZR17	36	Sportmax Q3	180/55ZR17	42	AL-13Z / Sportsmart2
MH900e (01)		3.50x17	5.50x17	Roadsmart II	120/60ZR17	36	Roadsmart II	170/60ZR17	42	GPR-300
Monster 900 / S / Special (93-02)		3.50x17	5.50x17	Roadsmart II	120/70ZR17	36	Roadsmart II	170/60ZR17	42	GPR-300
Monster 900 S4 (02)		3.50x17	5.50x17	Sportmax Q3	120/70ZR17	36	Sportmax Q3	180/55ZR17	42	Q3/ Roadsport / GPR-300 / Sportsmart2
900 Superlight / Sport (92, 02)		3.50x17	5.50x17	Roadsmart II	120/70ZR17	36	Roadsmart II	170/60ZR17	42	GPR-300
Supersport 900 (91-93, 99-02)		3.50x17	5.50x17	Roadsmart II	120/70ZR17	36	Roadsmart II	170/60ZR17	42	GPR-300
Supersport 900 (94)		3.50x17	5.50x17	Sportmax Q3	120/60ZR17	36	Sportmax Q3	160/60ZR17	42	Roadsport/ Sportsmart2 /Roadsmart 2
Supersport 900 Limited (94)		3.50x17	4.50x17	Roadsmart II	120/70ZR17	36	Roadsmart II	170/60ZR17	42	GPR-300
907ie (90-92)		3.50x17	5.50x17	Roadsmart II	120/70ZR17	36	Roadsmart II	170/60ZR17	42	GPR-300
916 (95-98)		3.50x17	5.50x17	Sportmax Q3	120/70ZR17	36	Sportmax Q3	180/55ZR17	42	Sportsmart2/AL13Z/Roadsport/Roadsmart2/GPR-300
Hypermotard 939 (16)		3.50x17	5.50x17	Sportmax Q3	120/70ZR17	36	Sportmax Q3	180/55ZR17	42	Sportsmart2/AL13Z/Roadsport/Roadsmart2/GPR-300
Hyperstrada 939 (16)		3.50x17	5.50x17	Sportmax Q3	120/70ZR17	36	Sportmax Q3	180/55ZR17	42	Sportsmart2/AL13Z/Roadsport/Roadsmart2/GPR-300
GT 1000 / Touring (07-10)		3.50x17	5.50x17	Sportmax Q3	120/70ZR17	36	Sportmax Q3	180/55ZR17	42	Sportsmart2/AL13Z/Roadsport/Roadsmart2/GPR-300
Monster 1000 / S / Chromo (03-05)		3.50x17	5.50x17	Sportmax Q3	120/70ZR17	36	Sportmax Q3	180/55ZR17	42	Sportsmart2/AL13Z/Roadsport/Roadsmart2/GPR-300
Monster S2R 1000 (06-08)		3.50x17	5.50x17	Sportmax Q3	120/70ZR17	36	Sportmax Q3	180/55ZR17	42	Sportsmart2/AL13Z/Roadsport/Roadsmart2/GPR-300
Monster S4 / S4R / S4RS (01, 04-08)	/ Final Edition / Testastretta	3.50x17	5.50x17	Sportmax Q3	120/70ZR17	36	Sportmax Q3	180/55ZR17	42	Sportsmart2/AL13Z/Roadsport/Roadsmart2/GPR-300
Multistrada 1000 / S (04-06)		3.50x17	5.50x17	Sportmax Q3	120/70ZR17	36	Sportmax Q3	180/55ZR17	42	Sportsmart2/AL13Z/Roadsport/Roadsmart2/GPR-300
Paul Smart 1000 LE (06)		3.50x17	5.50x17	Sportmax Q3	120/70ZR17	36	Sportmax Q3	180/55ZR17	42	Sportsmart2/AL13Z/Roadsport/Roadsmart2/GPR-300
Sport 1000 / S / mono SE (06-09)	Biposto	3.50x17	5.50x17	Sportmax Q3	120/70ZR17	36	Sportmax Q3	180/55ZR17	42	Sportsmart2/AL13Z/Roadsport/Roadsmart2/GPR-300
Supersport 1000 (03-06)		3.50x17	5.50x17	Sportmax Q3	120/70ZR17	36	Sportmax Q3	180/55ZR17	42	Sportsmart2/AL13Z/Roadsport/Roadsmart2/GPR-300
ST2 (98-02)		3.50x17	5.50x17	Roadsmart II	120/70ZR17	36	Roadsmart II	170/60ZR17	42	GPR-300
ST3 / ST3s ABS (04-07)		3.50x17	5.50x17	Roadsmart II	120/70ZR17	36	Roadsmart II	180/55ZR17	42	Q3/ Roadsport / GPR-300 / Sportsmart2
ST4 (99)		3.50x17	5.50x17	Roadsmart II	120/70ZR17	36	Roadsmart II	170/60ZR17	42	GPR-300
ST4 / ST4s / ST4 ABS (00-05)		3.50x17	5.50x17	Roadsmart II	120/70ZR17	36	Roadsmart II	180/55ZR17	42	Q3/ Roadsport / GPR-300 / Sportsmart2
996 / R / S / SPS (99-01)		3.50x17	5.50x17	Sportmax Q3	120/70ZR17	36	Sportmax Q3	190/50ZR17	42	AL13Z / Sportsmart2
998 / R / S / FE / Matrix (02, 04)	/ Bostrom / Final Edition / Matrix	3.50x17	5.50x17	Sportmax Q3	120/70ZR17	36	Sportmax Q3	190/50ZR17	42	AL13Z / Sportsmart2
999 / R / S / s (03-07)	Fila / Xerox / Team USA Replicas	3.50x17	5.50x17	Sportmax Q3	120/70ZR17	36	Sportmax Q3	190/50ZR17	42	AL13Z / Sportsmart2
1098 / R / S (07-08)		3.50x17	6.00x17	Sportmax Q3	120/70ZR17	36	Sportmax Q3	190/55ZR17	42	AL13Z / Sportsmart2
Hypermotard 1100 / S / NM (08-09)		3.50x17	5.50x17	Sportmax Q3	120/70ZR17	36	Sportmax Q3	180/55ZR17	42	AL13Z / Sportsmart2

MODEL NUMBER	MODEL NAME	Rim Size Front	Rim Size Rear	Front/ Rear Model	Front Size	Front PSI		Rear Size	Rear PSI	MORE RECOMMENDED OPTIONS (not necessarily in order of preference)
Hypermotard 1100 EVO / SP (10-12)		3.50x17	5.50x17	Sportmax Q3	120/70ZR17	36	Sportmax Q3	180/55ZR17	42	AL13Z / Sportsmart2
Monster 1100 / S / EVO (09-13)	/ 20th Anniversary Edition	3.50x17	5.50x17	Sportmax Q3	120/70ZR17	36	Sportmax Q3	180/55ZR17	42	Sportsmart2/AL13Z/Roadsport/Roadsmart2/GPR-300
Monster Diesel (13)		3.50x17	5.50x17	Sportmax Q3	120/70ZR17	36	Sportmax Q3	180/55ZR17	42	Sportsmart2/AL13Z/Roadsport/Roadsmart2/GPR-300
Multistrada 1100 / S (07-09)		3.50x17	5.50x17	Sportmax Q3	120/70ZR17	36	Sportmax Q3	180/55ZR17	42	Sportsmart2/AL13Z/Roadsport/Roadsmart2/GPR-300
Streetfighter / S (09-12)		3.50x17	6.00x17	Sportmax Q3	120/70ZR17	36	Sportmax Q3	190/55ZR17	42	AL13Z / Sportsmart2
1198 / S / SP (09-11)		3.50x17	6.00x17	Sportmax Q3	120/70ZR17	36	Sportmax Q3	190/55ZR17	42	AL13Z / Sportsmart2
1198 R Corse / S Corse (10-11)	Special Edition	3.50x17	6.00x17	Sportmax Q3	120/70ZR17	36	Sportmax Q3	190/55ZR17	42	AL13Z / Sportsmart2
Monster 1200 / S / Stripe (14-16)		3.50x17	6.00x17	Sportmax Q3	120/70ZR17	36	Sportmax Q3	190/55ZR17	42	AL13Z / Sportsmart2
Multistrada 1200 / S (10-16)	/ Sport / Touring / Pikes Peak	3.50x17	6.00x17	Sportmax Q3	120/70ZR17	36	Sportmax Q3	190/55ZR17	42	AL13Z / Sportsmart2
Multistrada 1200 Enduro (16)		3.00x19	4.50x17	Trailsmart	120/70ZR19	36	Trailsmart	170/60ZR17	42	
Multistrada 1200 S (13-14)	Granturismo	3.50x17	6.00x17	Roadsmart II	120/70ZR17	36	Roadsmart II	190/55ZR17	42	Sportsmart2 / AL-13Z / Roadsport / Roadsmart2
ERIC BUELL RACING (EBR)										
1190 RS (12-13)		3.50x17	6.00x17	Sportmax Q3	120/70ZR17	36	Sportmax Q3	190/55ZR17	40	AL-13Z / Sportsmart2
1190 RX (14)		3.50x17	6.00x17	Sportmax Q3	120/70ZR17	36	Sportmax Q3	190/55ZR17	40	AL-13Z / Sportsmart2
1190 SX (14)		3.50x17	6.00x17	Sportmax Q3	120/70ZR17	36	Sportmax Q3	190/55ZR17	40	AL-13Z / Sportsmart2
EXCELSIOR-HENDERSON										
HCX (99-00)	Super X	3.00x16	3.50x16	Elite 3	130/90B16	36	Elite 3	MU90B16	42	American Elite
HCXS (00)	Super X Deadwood Spcl.	3.00x16	3.50x16	Elite 3	130/90B16	36	Elite 3	MU90B16	42	American Elite
HARLEY-DAVIDSON										
XL 883 (04-08)	Sportster 883	2.15x19	3.00x16	D401F	100/90-19	30	D401	150/80B16	40	American Elite
XL 883 C (99-03)	Sportster Custom	2.15x21	3.00x16	D402F	MH90-21	30	D401	130/90B16	40	American Elite
XL 883 C (04-09)	Sportster 883 Custom	2.15x21	3.00x16	D402F	MH90-21	30	D401	150/80B16	40	American Elite
XL 883 L (05-10)	Sportster 883 Low	2.15x19	3.00x16	D401F	100/90-19	30	D401	150/80B16	40	American Elite
XL 883 N (09-10)	Sportster Iron 883	2.15x19	3.00x16	D401F	100/90-19	30	D401	150/80B16	40	American Elite
XL 883 N (11-15)	Sportster Iron 883	2.15x19	3.00x16	D401F	100/90-19	30	D401	150/80B16	40	American Elite
XL 883 R (02-03)	Sportster	2.15x19	3.00x16	D401F	100/90-19	30	D401	130/90B16	40	American Elite
XL 883 R (05-07)	Sportster 883R	2.15x19	3.00x16	D401F	100/90-19	30	D401	150/80B16	40	American Elite
XLH 883 (87-90)	Sportster DeLuxe	2.50x19	3.00x16	D401F	90/90-19	30	D401	130/90B16	40	American Elite
XLH 883 (91-95)	Sportster DeLuxe	2.50x19	3.00x16	D401F	100/90-19	30	D401	130/90B16	40	American Elite
XLH 883 (96-03)	Sportster	2.15x19	3.00x16	D401F	100/90-19	30	D401	130/90B16	40	American Elite
XLH 883 (86-90)	Sportster Hugger	2.15x19	3.00x16	D401F	90/90-19	30	D401	130/90B16	40	American Elite
XLH 883 (91-03)	Sportster Hugger	2.15x19	3.00x16	D401F	100/90-19	30	D401	130/90B16	40	American Elite
XLS 1000 (82-85)	Roadster	2.15x19	3.00x16	D401F	90/90-19	30	D401	130/90B16	40	American Elite
XLX 1000 (83-85)	Sportster	2.15x19	3.00x16	D401F	90/90-19	30	D401	130/90B16	40	American Elite
XLH 1100 (86-87)	Sportster	2.15x19	3.00x16	D401F	90/90-19	30	D401	130/90B16	40	American Elite
VRSCA / B (02-06)	V-Rod	3.00x19	5.50x18	D208 ZR	120/70ZR19	36	D207 ZR	180/55ZR18	42	
VRSCAW (07-10)	V-Rod	3.00x19	8.00x18	D208 ZR	120/70ZR19	36	Elite 3	240/40R18	42	Q3 Rear / American Elite Rear
VRSCD (06-08)	Night Rod	3.00x19	5.50x18	D208 ZR	120/70ZR19	36	D207 ZR	180/55ZR18	42	
VRSCDX (07-10)	Night Rod Special	3.00x19	8.00x18	D208 ZR	120/70ZR19	36	Elite 3	240/40R18	42	Q3 Rear / American Elite Rear
VRSCDX (11-16)	Night Rod Special	3.00x19	8.00x18	D208 ZR	120/70ZR19	36	Elite 3	240/40R18	42	Q3 Rear / American Elite Rear
VRSCDX ANV (12)	V-Rod 10th Anniversary Edition	3.00x19	8.00x18	D208 ZR	120/70ZR19	36	Elite 3	240/40R18	42	Q3 Rear / American Elite Rear
VRSCF (09-10)	V-Rod Muscle	3.00x19	8.00x18	D208 ZR	120/70ZR19	36	Elite 3	240/40R18	42	Q3 Rear / American Elite Rear
VRSCF (11-16)	V-Rod Muscle	3.00x19	8.00x18	D208 ZR	120/70ZR19	36	Elite 3	240/40R18	42	Q3 Rear / American Elite Rear
VRSCR (06-07)	Street Rod	3.00x19	5.50x18	D208 ZR	120/70ZR19	36	D207 ZR	180/55ZR18	42	
VRSCSE (05)	Screamin' Eagle V-Rod	3.00x19	5.50x18	D208 ZR	120/70ZR19	36	D207 ZR	180/55ZR18	42	
VRSCSE2 (06)	Screamin' Eagle V-Rod	3.00x19	8.00x18	D208 ZR	120/70ZR19	36	Elite 3	240/40R18	42	Q3 Rear / American Elite Rear
VRSCX (07)		3.00x19	8.00x18	D208 ZR	120/70ZR19	36	Elite 3	240/40R18	42	Q3 Rear / American Elite Rear
XL 1200 C (96-03)	Sportster Custom	2.15x21	3.00x16	D402F	MH90-21	30	D401	130/90B16	40	American Elite
XL 1200 C (04-10)	Sportster 1200 Custom	2.15x21	3.00x16	D402F	MH90-21	30	D401	150/80B16	40	American Elite
XL 1200 C (11-15)	Sportster 1200 Custom	3.00x16	3.00x16	American Elite	MT90B16 =	36	American Elite	150/80B16	40	American Elite
XL 1200 C-Anv (13)	Sportster 1200 Custom 110th	3.00x16	3.00x16	American Elite	MT90B16 =	36	American Elite	150/80B16	40	American Elite
XL 1200 L (06-10)	Sportster 1200 Low	2.15x19	3.00x16	D401F	100/90-19	30	D401	150/80B16	40	American Elite
XL 1200 N (08-10)	Sportster 1200 Nightster	2.50x19	3.00x16	D401F	100/90-19	30	D401	150/80B16	40	American Elite
XL 1200 N (11-12)	Sportster 1200 Nightster	2.50x19	3.00x16	D401F	100/90-19	30	D401	150/80B16	40	American Elite
XL 1200 R (04-08)	Sportster 1200 Roadster	2.15x19	3.00x16	D401F	100/90-19	30	D401	150/80B16	40	American Elite
XL 1200 S (96-03)	Sportster Sport	2.15x19	3.00x16	K591F	100/90-19	30	K591	130/90B16	40	American Elite
XL 1200 V (12-16)	Sportster Seventy-Two	2.15x21	3.00x16	D402F	MH90-21	30	D401	150/80B16	40	American Elite
XL 1200 X (10)	Sportster Forty-Eight	3.00x16	3.00x16	D402F	MT90B16 =	36	D401	150/80B16	40	American Elite
XL 1200 X (11-16)	Sportster Forty-Eight	3.00x16	3.00x16	D402F	MT90B16 =	36	D401	150/80B16	40	American Elite
XL 50 (07)	50th Anniversary Sportster	2.15x19	3.00x16	D401F	100/90-19	30	D401	150/80B16	40	American Elite
XLH 1200 (88-03)	Sportster	2.15x19	3.00x16	D401F	100/90-19	30	D401	130/90B16	40	American Elite
XR 1200 (09-10)	XR 1200	3.50x18	5.50x17	D209F RP **	120/70ZR18	36	D209 HD **	180/55ZR17	42	

MODEL NUMBER	MODEL NAME	Rim Size Front	Rim Size Rear	Front/Rear Model	Front Size	Front PSI	Rear Size	Rear PSI	MORE RECOMMENDED OPTIONS (not necessarily in order of preference)	
XR 1200 X (10-11)	XR 1200X	3.50x18	5.50x17	D209F RP **	120/70ZR18	36	D209 HD **	180/55ZR17	42	
XR 1200 X (12)	XR 1200X	3.50x18	5.50x17	D209F RP **	120/70ZR18	36	D209 HD **	180/55ZR17	42	
FXCW / C (08-09)	Rocker / Rocker C	2.15x19	8.00x18	D408F **	90/90-19	30	D407 **	240/40R18	42	
FXCWC (10-11)	Rocker C	2.15x19	8.00x18	D408F **	90/90-19	30	D407 **	240/40R18	42	
FXD (95-01)	Dyna Super Glide	2.15x19	3.00x16	D401F	100/90-19	30	D401	130/90B16	40	American Elite
FXD / I (02-05)	Dyna Super Glide	2.50x19	3.00x16	D401F	100/90-19	30	D401	150/80B16	40	American Elite
FXD / I (06-09)	Dyna Super Glide	2.50x19	4.50x17	D401F	100/90-19	30	K591	160/70B17	40	American Elite
FXD (10)	Dyna Super Glide	2.50x19	4.50x17	D401F	100/90-19	30	K591	160/70B17	40	American Elite
FXD (12-16)	Dyna Switchback	3.50x18	4.50x17	D402F	130/70B18	36	D401	160/70B17	40	American Elite
FXDI35 (06)	35th Anniversary Super Glide	2.50x19	4.50x17	D401F	100/90-19	30	K591	160/70B17	40	American Elite
FXDB / FXDB-DAY (91-92)	Sturgis / Daytona	2.15x19	3.00x16	D401F	100/90-19	30	D401	130/90B16	40	K591
FXDB / I (06-09)	Dyna Street Bob	2.50x19	4.50x17	D401F	100/90-19	30	K591	160/70B17	40	American Elite
FXDB (10-15)	Dyna Street Bob	2.50x19	4.50x17	D401F	100/90-19	30	K591	160/70B17	40	American Elite
FXDC (92)	Dyna Glide Custom	2.15x19	3.00x16	D401F	100/90-19	30	D401	130/90B16	40	K591
FXDC / I (05)	Dyna Super Glide Custom	2.50x19	3.00x16	D401F	100/90-19	30	D401	150/80B16	40	American Elite
FXDC / I (06-09)	Dyna Super Glide Custom	2.50x19	4.50x17	D401F	100/90-19	30	K591	160/70B17	40	K591
FXDC (10-14)	Dyna Super Glide Custom	2.50x19	4.50x17	D401F	100/90-19	30	K591	160/70B17	40	American Elite
FXDF (08-15)	Dyna Fat Bob	3.00x16	5.00x16	D427F **	130/90B16	36	D427 **	180/70B16	40	D427F **
FXDFSE / 2 (09-10)	CVO Fat Bob	3.00x16	5.00x16	D427F **	130/90B16	36	D427 **	180/70B16	40	D427F **
FXDL (93-01)	Dyna Low Rider	2.15x19	3.00x16	D401F	100/90-19	30	D401	130/90B16	40	K591
FXDL / I (02-05)	Dyna Low Rider	2.50x19	3.00x16	D401F	100/90-19	30	D401	150/80B16	40	American Elite
FXDL / I (06-09)	Dyna Low Rider	2.50x19	4.50x17	D401F	100/90-19	30	K591	160/70B17	40	K591
FXDL (14-16)	Dyna Low Rider	2.50x19	4.50x17	D401F	100/90-19	30	K591	160/70B17	40	American Elite
FXDLS (16)	Dyna Low Rider S	2.50x19	4.50x17	D401F	100/90-19	30	K591	160/70B17	40	American Elite
FXDS-Conv (94-00)	Dyna Glide Convertible	2.15x19	3.00x16	D401F	100/90-19	30	D401	130/90B16	40	K591
FXDSE / 2 (07-08)	Screamin' Eagle Dyna	2.15x21	4.50x17	D408F **	MH90-21	30	D407 **	170/60R17	42	
FXWG (82-86)	Wide Glide	2.15x21	3.00x16	D402F	MH90-21	30	D401	130/90B16	40	American Elite
FXDWG (93-01)	Dyna Wide Glide	2.15x21	3.00x16	D402F	MH90-21	30	D401	130/90B16	40	American Elite
FXDWG / I (02-05)	Dyna Wide Glide	2.15x21	3.00x16	D402F	MH90-21	30	D401	150/80B16	40	American Elite
FXDWG / I (06-08)	Dyna Wide Glide	2.15x21	4.50x17	D402F	MH90-21	30	K591	160/70B17	40	American Elite
FXDWG (10-11)	Dyna Wide Glide	2.15x21	4.50x17	GT502F **	80/90-21	30	GT502 **	180/60B17	40	
FXDWG (12-15)	Dyna Wide Glide	2.15x21	4.50x17	GT502F **	80/90-21	30	GT502 **	180/60B17	40	
FXDWG2 (01)	Switch Blade	2.15x21	3.00x16	D402F	MH90-21	30	D401	130/90B16	40	American Elite
FXDWG2 (02)	Sabre	2.15x21	3.00x16	D402F	MH90-21	30	D401	150/80B16	40	American Elite
FXDX (99)	Dyna Super Glide Sport	2.15x19	3.00x16	D401F	100/90-19	30	D401	130/90B16	40	K591
FXDX (00-01)	Dyna Super Glide Sport	2.15x19	3.00x16	K591F	100/90-19	30	K591	150/80B16	40	GT502
FXDX / I (02-05)	Dyna Super Glide Sport	2.50x19	3.00x16	D401F	100/90-19	30	D401	150/80B16	40	American Elite
FXDXT (01)	Dyna Super Glide T-Sport	2.15x19	3.00x16	D401F	100/90-19	30	D401	130/90B16	40	K591
FXDXT (02-04)	Dyna Super Glide T-Sport	2.15x19	3.00x16	D401F	100/90-19	30	D401	150/80B16	40	American Elite
FXE (82-84)	Super Glide	2.50x19	3.00x16	D401F	90/90-19	30	D401	130/90B16	40	
FXLR (87-94)	Low Rider Custom	2.15x21	3.00x16	D402F	MH90-21	30	D401	130/90B16	40	American Elite
FXR (86-94)	Super Glide	2.15x19	3.00x16	D401F	100/90-19	30	D401	130/90B16	40	K591
FXRS (83-92)	Low Rider	2.15x19	3.00x16	D401F	100/90-19	30	D401	130/90B16	40	K591
FXRS-Conv (89-93)	Low Rider Convertible	2.15x19	3.00x16	D401F	100/90-19	30	D401	130/90B16	40	K591
FXRS-SP (88-93)	Sport Edition	2.15x19	3.00x16	D401F	100/90-19	30	D401	130/90B16	40	K591
FXRT (83-92)	Sport Glide	2.15x19	3.00x16	D401F	100/90-19	30	D401	130/90B16	40	K591
FXS (11-13)	Blackline	2.15x21	3.00x16	D402F	MH90-21	30	D402	MU85B16	40	American Elite
FXSB (83-85)	Low Rider	2.15x19	3.00x16	D401F	90/90-19	30	D401	130/90B16	40	American Elite
FXSB (13-16)	Breakout	3.50x21	8.00x18	D408F **	130/60B21	36	D407 **	240/40R18	42	American Elite
FXSBSE / 2 (13-14)	CVO Breakout	3.50x21	8.00x18	D408F **	130/60B21	36	D407 **	240/40R18	42	American Elite
FXSE (16)	CVO Street Breakout	3.50x21	8.00x18	D408F **	130/60B21	36	D407 **	240/40R18	42	American Elite
FXST (84-90)	Softail	2.15x21	3.00x16	D402F	MH90-21	30	D401	130/90B16	40	American Elite
FXST / I (91-03)	Softail Standard	2.15x21	3.00x16	D402F	MH90-21	30	D402	MT90B16	40	American Elite
FXST / I (04-05)	Softail Standard	2.15x21	3.00x16	D402F	MH90-21	30	D401	150/80B16	40	American Elite
FXST / I (06-07)	Softail Standard	2.15x21	6.00x17	D402F	MH90-21	30	D407 **	200/55R17	42	American Elite
FXSTB / I (95-02)	Softail Night Train	2.15x21	3.00x16	D402F	MH90-21	30	D402	MT90B16	40	American Elite
FXSTB / I (03-05)	Softail Night Train	2.15x21	3.00x16	D402F	MH90-21	30	D401	150/80B16	40	American Elite
FXSTB / I (06)	Softail Night Train	2.15x21	6.00x17	D408F **	MH90-21	30	D407 **	200/55R17	42	American Elite
FXSTB (07)	Softail Night Train	2.15x21	6.00x17	D408F **	MH90-21	30	D407 **	200/55R17	42	American Elite
FXSTB (08-09)	Softail Night Train	2.15x21	6.00x17	D408F **	MH90-21	30	D407 **	200/55R17	42	American Elite
FXSTC (87-90)	Softail Custom	2.15x21	3.00x16	D402F	MH90-21	30	D401	130/90B16	40	American Elite
FXSTC (91-99)	Softail Custom	2.15x21	3.00x16	D402F	MH90-21	30	D402	MT90B16	40	American Elite

MODEL NUMBER	MODEL NAME	Rim Size Front	Rim Size Rear	Front/ Rear Model	Front Size	Front PSI		Rear Size	Rear PSI	MORE RECOMMENDED OPTIONS (not necessarily in order of preference)
FXSTC (07)	Softail Custom	2.15x21	6.00x17	D408F **	MH90-21	30	D407 **	200/55R17	42	American Elite
FXSTC (08-10)	Softail Custom	2.15x21	6.00x17	D408F **	MH90-21	30	D407 **	200/55R17	42	American Elite
FXSTD / I (00-07)	Softail Deuce	2.15x21	4.50x17	D402F	MH90-21	30	K591	160/70B17	40	
FXSTDSE (03)	Screamin' Eagle Deuce	2.15x21	4.50x17	D402F	MH90-21	30	K591	160/70B17	40	
FXSTDSE2 (04)	Screamin' Eagle Softail Deuce	2.15x21	4.50x17	D402F	MH90-21	30	GT502 **	180/60B17	40	
FXSTS (89-90)	Softail Springer	2.15x21	3.00x16	D402F	MH90-21	30	D401	130/90B16	40	American Elite
FXSTS / I (91-03)	Softail Springer	2.15x21	3.00x16	D402F	MH90-21	30	D402	MT90B16	40	American Elite
FXSTS / I (04-05)	Softail Springer	2.15x21	3.00x16	D402F	MH90-21	30	D401	150/80B16	40	American Elite
FXSTS / I (06)	Softail Springer	2.15x21	6.00x17	D408F **	MH90-21	30	D407 **	200/55R17	42	American Elite
FXSTSSE (07)	Screamin' Eagle Softail Springer	2.15x21	6.00x17	D408F **	MH90-21	30	D407 **	200/55R17	42	American Elite
FXSTSSE2 (08)	Screamin' Eagle Softail Springer	3.50x18	6.00x17	D408F **	130/70R18	36	D407 **	200/55R17	42	American Elite
FXSTSSE3 (09)	CVO Softail Springer	3.50x18	8.00x18	D408F **	130/70R18	36	D407 **	240/40R18	42	American Elite
FLD (12-15)	Dyna Switchback	3.50x18	4.50x17	D402F	130/70B18	36	D401	160/70B17	40	American Elite
FLH 80 (83-84)	Electra Glide	3.00x16	3.00x16	D402F	MT90B16 =	36	D402	MT90B16	40	American Elite
FLHR / I (94-03)	Road King	3.00x16	3.00x16	D402F	MT90B16 =	36	D402	MT90B16	40	American Elite
FLHR / I (04-08)	Road King	3.00x16	3.00x16	D402F	MT90B16 =	36	D402	MU85B16	40	American Elite
FLHR (09-13)	Road King	3.00x17	5.00x16	D408F **	130/80B17	36	D407 T **	180/65B16	40	American Elite
FLHR (14-15)	Road King	3.00x17	5.00x16	D408F **	130/80B17	36	D407 T **	180/65B16	40	American Elite
FLHRCI (99-03)	Road King Classic	3.00x16	3.00x16	D402F	MT90B16 =	36	D402	MT90B16	40	American Elite
FLHRC / I (04-08)	Road King Classic	3.00x16	3.00x16	D402F	MT90B16 =	36	D402	MU85B16	40	American Elite
FLHRC (09-13)	Road King Classic	3.00x16	5.00x16	D408F **	130/90B16	36	D407 **	180/65B16	40	American Elite
FLHRS / I (04-07)	Road King Custom	3.00x16	3.00x16	D402F	MT90B16 =	36	D402	MU85B16	40	American Elite
FLHRSEI2 (03)	Screamin' Eagle Road King	3.00x16	3.00x16	D402F	MT90B16 =	36	D402	MT90B16	40	American Elite
FLHRSE3 / 4 (07-08)	Screamin' Eagle Road King	3.50x18	4.50x17	D408F **	130/70R18	36	D407 **	170/60R17	42	Elite 3
FLHRSE5 / 6 (13-14)	CVO Road King	3.50x19	5.00x18	D408F **	130/60B19	36	D407 **	180/55B18	40	
FLHRSE5 - Anv (13)	CVO Road King 110th Anv. Ed.	3.50x19	5.00x18	D408F **	130/60B19	36	D407 **	180/55B18	40	
FLHS (88-93)	Electra Glide Sport	3.00x16	3.00x16	D402F	MT90B16 =	36	D402	MT90B16	40	American Elite
FLHT / I (95-03)	Electra Glide Standard	3.00x16	3.00x16	D402F	MT90B16 =	36	D402	MT90B16	40	American Elite
FLHT / I (04-08)	Electra Glide Standard	3.00x16	3.00x16	D402F	MT90B16 =	36	D402	MU85B16	40	American Elite
FLHT (09)	Electra Glide Standard	3.00x17	5.00x16	D408F **	130/80B17	36	D407 T **	180/65B16	40	American Elite
FLHT, FLHTC 80 (85-90)	Electra Glide	3.00x16	3.00x16	D402F	MT90B16 =	36	D402	MT90B16	40	American Elite
FLHTC / I (91-03)	Electra Glide Classic	3.00x16	3.00x16	D402F	MT90B16 =	36	D402	MT90B16	40	American Elite
FLHTC / I (04-08)	Electra Glide Classic	3.00x16	3.00x16	D402F	MT90B16 =	36	D402	MU85B16	40	American Elite
FLHTC (09-13)	Electra Glide Classic	3.00x17	5.00x16	D408F **	130/80B17	36	D407 **	180/65B16	40	American Elite
FLHTC I U (95)	30th Anniv. Electra Glide	3.00x16	3.00x16	D402F	MT90B16 =	36	D402	MT90B16	40	American Elite
FLHTCSE / 2 (03, 05)	Screamin' Eagle Electra Glide	3.00x16	3.00x16	D402F	MT90B16 =	36	D402	MU85B16	40	American Elite
FLHTCUI (99-03)	Ultra Classic Electra Glide	3.00x16	3.00x16	D402F	MT90B16 =	36	D402	MT90B16	40	American Elite
FLHTCU / I (04-08)	Ultra Classic Electra Glide	3.00x16	3.00x16	D402F	MT90B16 =	36	D402	MU85B16	40	American Elite
FLHTCU (09-13)	Ultra Classic Electra Glide	3.00x17	5.00x16	D408F **	130/80B17	36	D407 T **	180/65B16	40	American Elite
FLHTCU (14-16)	Electra Glide Ultra Classic	3.00x17	5.00x16	D408F **	130/80B17	36	D407 T **	180/65B16	40	American Elite
FLHTCUL (14-16)	Electra Glide Ultra Classic Low	3.00x17	5.00x16	D408F **	130/80B17	36	D407 T **	180/65B16	40	American Elite
FLHTCUSE / 2 / 3 (06-08)	Scr. Eagle Ultra Classic Electra Glide	3.00x16	3.00x16	D402F	MT90B16 =	36	D402	MU85B16	40	American Elite
FLHTCUSE4 / 5 / 6 / 7 / 8 (09-13)	CVO Ultra Classic Electra Glide	3.00x17	5.00x16	D408F **	130/80B17	36	D407 T **	180/65B16	40	American Elite
FLHTCUTG (09-13)	Tri Glide Ultra Classic	3.00x16	5.50x15	D402F	MT90B16 =	36	Signature	P205/65R15	26	
FLHTCUTG (14-15)	Tri Glide Ultra	3.00x16	5.50x15	D402F	MT90B16 =	36	Signature	P205/65R15	26	
FLHTK (10-13)	Electra Glide Ultra Limited	3.00x17	5.00x16	D408F **	130/80B17	36	D407 T **	180/65B16	40	American Elite
FLHTK (14-15)	Ultra Limited	3.00x17	5.00x16	D408F **	130/80B17	36	D407 T **	180/65B16	40	American Elite
FLHTKL (16)	Ultra Limited Low	3.00x17	5.00x16	D408F **	130/80B17	36	D407 T **	180/65B16	40	American Elite
FLHTKSE (14-16)	CVO Limited	3.00x17	5.00x16	D408F **	130/80B17	36	D407 T **	180/65B16	40	American Elite
FLHX / I (06-08)	Street Glide	3.00x16	3.00x16	D402F	MT90B16 =	36	D402	MU85B16	40	American Elite
FLHX (09-13)	Street Glide	3.50x18	5.00x16	D408F **	130/70B18	36	D407 T **	180/65B16	40	American Elite
FLHX (14-16)	Street Glide	3.50x19	5.00x16	D408F **	130/60B19	36	D407 T **	180/65B16	40	American Elite
FLHXS (14-16)	Street Glide Special	3.50x19	5.00x16	D408F **	130/60B19	36	D407 T **	180/65B16	40	American Elite
FLHXSE (10)	CVO Street Glide	3.50x18	5.00x18	D408F **	130/70B18	36	D407 **	180/55B18	40	
FLHXSE2 / 3 (11-12)	CVO Street Glide	3.50x19	5.00x18	D408F **	130/60B19	36	D407 **	180/55B18	40	
FLHXSE (15)	CVO Street Glide	3.50x19	5.00x16	D408F **	130/60B19	36	D407 T **	180/65B16	40	American Elite
FLHXXX (10-11)	Street Glide Trike	3.00x16	5.50x15	D402F	MT90B16 =	36	Signature	P205/65R15	26	
FLRT (15)	Freewheeler	3.50x19	5.50x15	D408F **	130/60B19	36	Signature	P205/65R15	26	
FLS (12-15)	Softail Slim	3.00x16	3.00x16	D402F	MT90B16 =	36	D402	MU85B16	40	American Elite
FLST / I (06)	Heritage Softail	3.00x16	3.00x16	D402F	MT90B16 =	36	D401	150/80B16	40	American Elite
FLST, FLSTC (87-03)	Heritage Softail Classic	3.00x16	3.00x16	D402F	MT90B16 =	36	D402	MT90B16	40	American Elite
FLSTC / I (04-16)	Heritage Softail Classic	3.00x16	3.00x16	D402F	MT90B16 =	36	D401	150/80B16	40	American Elite

MODEL NUMBER	MODEL NAME	Rim Size Front	Rim Size Rear	Front/Rear Model	Front Size	Front PSI	Rear Size	Rear PSI	MORE RECOMMENDED OPTIONS (not necessarily in order of preference)	
FLSTC (13-16)	Heritage Softail Classic (Option)	3.00x16	3.00x16	D402F	MT90B16 =	36	D402	MU85B16	40	American Elite
FLSTF / I (90-03)	Fat Boy	3.00x16	3.00x16	D402F	MT90B16 =	36	D402	MT90B16	40	American Elite
FLSTF / I (04-06)	Fat Boy	3.00x16	3.00x16	D402F	MT90B16 =	36	D401	150/80B16	40	American Elite
FLSTF (07-16)	Fat Boy	3.50x17	6.00x17	D408F **	140/75R17	36	D407 **	200/55R17	42	American Elite
FLSTFB (10-16)	Fat Boy Lo	3.50x17	6.00x17	D408F **	140/75R17	36	D407 **	200/55R17	42	American Elite
FLTFBS (16)	Fat Boy S	3.50x17	6.00x17	D408F **	140/75R17	36	D407 **	200/55R17	42	American Elite
FLSTFSE (05)	Screamin' Eagle Fat Boy	3.00x16	3.00x16	D402F	MT90B16 =	36	D401	150/80B16	40	American Elite
FLSTFSE2 (06)	Screamin' Eagle Fat Boy	3.50x17	6.00x17	D408F **	140/75R17	36	D407 **	200/55R17	42	American Elite
FLSTN (93-99)	Heritage Nostalgia, Special	3.00x16	3.00x16	D402F	MT90B16 =	36	D402	MT90B16	40	American Elite
FLSTN / I (05-16)	Softail Deluxe	3.00x16	3.00x16	D402F	MT90B16 =	36	D402	MU85B16	40	American Elite
FLSTNSE (14-16)	CVO Softail Deluxe	3.00x16	3.00x16	D402F	MT90B16 =	36	D402	MU85B16	40	American Elite
FLSTS / I (97-02)	Heritage Springer	3.00x16	3.00x16	D402F	MT90B16 =	36	D402	MT90B16	40	American Elite
FLSTS / I (03)	Heritage Springer	3.00x16	3.00x16	D402F	MT90B16 =	36	D402	MU85B16	40	American Elite
FLSTSB (09-11)	Cross Bones	3.00x16	6.00x17	D402F	MT90B16 =	36	D401	200/55R17	42	American Elite
FLSTSC / I (05-07)	Softail Springer Classic	3.00x16	3.00x16	D402F	MT90B16 =	36	D401	150/80B16	40	American Elite
FLSTSE / 2 / 3 (10-12)	CVO Softail Convertible	3.50x18	6.00x18	D408F **	130/70R18	36	D407 **	200/50R18	42	American Elite
FLT, FLTC 80, FLTCU (84-96)	Tour Glide	3.00x16	3.00x16	D402F	MT90B16 =	36	D402	MT90B16	40	American Elite
FLTR / I (98-03)	Road Glide	3.00x16	3.00x16	D402F	MT90B16 =	36	D402	MT90B16	40	American Elite
FLTR / I (04-08)	Road Glide	3.00x16	3.00x16	D402F	MT90B16 =	36	D402	MU85B16	40	American Elite
FLTR (09)	Road Glide	3.00x17	5.00x16	D408F **	130/80B17	36	D407 **	180/65B16	40	American Elite
FLTRSE3 (09)	CVO Road Glide	3.50x18	5.00x18	D408F **	130/70B18	36	D407 **	180/55B18	40	
FLTRU (11-13)	Road Glide Ultra	3.00x17	5.00x16	D408F **	130/80B17	36	D407 T **	180/65B16	40	American Elite
FLTRUSE (11)	CVO Road Glide	3.50x18	5.00x18	D408F **	130/70B18	36	D407 **	180/55B18	40	
FLTRUSE (15-16)	CVO Ultra Road Glide	3.00x17	5.00x16	D408F **	130/80B17	36	D407 T **	180/65B16	40	American Elite
FLTRX (10-13)	Road Glide Custom	3.50x18	5.00x16	D408F **	130/70B18	36	D407 T **	180/65B16	40	American Elite
FLTRX (15-16)	Road Glide	3.50x19	5.00x16	D408F **	130/60B19	36	D407 T **	180/65B16	40	American Elite
FLTRXS (15-16)	Road Glide Special	3.50x19	5.00x16	D408F **	130/60B19	36	D407 T **	180/65B16	40	American Elite
FLTRXSE / 2 (12-13)	CVO Road Glide Custom	3.50x19	5.00x18	D408F **	130/60B19	36	D407 **	180/55B18	40	

IMPORTANT SAFETY INFORMATION FOR HARLEY-DAVIDSONS: D402F MT90B16 72H is a front tyre only and is not interchangeable with D402 MT90B16 74H rear tyre.
American Elite MT90B16 72H is a front tyre only and is not interchangeable with American Elite MT90B16 74H rear tyre.

HONDA										
RS 50 (04)	NSR 50	2.50x12	2.75x12	ScootSmart **	100/90-12	25	ScootSmart **	120/80-12	25	
NSF 100 (06)				ScootSmart **	100/90-12		ScootSmart **	120/80-12		
PCX 150 (13, 15)		1.85x14	2.15x14	TT900F **	90/90-14	28	TT900 **	100/90-14		
SH 150i (10)		2.50x16	2.75x16	ScootSmart **	100/80-16	25	ScootSmart **	120/80-16	33	
CRF 230 M (09)		3.00x17	3.50x17	GT601F	110/70-17	29	GT601	130/70-17	29	GT601 / Streetsmart
CBR 250 R / RA / RAE (11-13)	CBR250R / ABS / Repsol Edition	2.75x17	4.00x17	GT601F	110/70R17	29	GT601F	140/70R17	33	GPR-300 / AL-13
CMX 250 C / C2 (96-97, 99-09)	Rebel	1.85x18	3.00x15	D404F	3.00-18 TT	29	D404	130/90-15	29	
CMX 250 C / CD (85-87, 12-15)	Rebel	1.85x18	2.75x15	D404F	3.00-18 TT	29	D404	130/90-15	29	
CRF250L (13-15)		1.60x21	2.15x18	D606F	90/90-21	22	D606	120/90-18	22	
CBR250R		3.00x17	3.50-17	GT601F	110/70-17	29	GT601	140/70-17	33	GPR-300 / AL-13
CB 300 F / FA (15-16)	CB300F / ABS	2.75x17	4.00x17	GT601F	110/70-17	29	GT601	140/70-17	33	GPR-300 / AL-13
CBR 300 R / RA (15-16)	CBR300R / ABS	2.75x17	4.00x17	GT601F	110/70-17	29	GT601	140/70-17	33	GPR-300 / AL-13
NSS 300 / A (13-16)	Forza ABS	3.00x14	4.00x13	ScootSmart **	120/70-14	25	ScootSmart **	140/70-13	33	
CB 400 F (89-90)	CB-1	3.00x17	4.00x17	GT601F	110/70-17	33	GT601	140/70-17	36	GPR-300 / AL-13
CB 450 SC (82-83, 85-86)	Nighthawk	2.15x19	2.50x16	Elite 3	MM90-19	30	Elite 3	MT90B16	32	GT601
CMX 450 C (86-87)	Rebel	2.15x18	3.00x15	D404F	100/90-18	30	D404	140/90-15	32	
CB 500 F / FA (13-16)	CB500F / ABS	3.50x17	4.50x17	Roadsmart II	120/70ZR17	36	Roadsmart II	160/60ZR17	42	Roadsport / Q3 / Sportsmart2 / AL-13Z
CB 500 X / XA (13-16)	CB500X / ABS	3.50x17	4.50x17	Roadsmart II	120/70ZR17	36	Roadsmart II	160/60ZR17	42	Roadsport / Q3 / Sportsmart2 / AL-13Z
CBR 500 R / RA (13-16)	CBR500R / ABS	3.50x17	4.50x17	Roadsmart II	120/70ZR17	36	Roadsmart II	160/60ZR17	42	Roadsport / Q3 / Sportsmart2 / AL-13Z
CX 500 C / D (79-82)		2.15x19	2.50x16	Elite 3	MM90-19	30	Elite 3	MT90B16	34	GT601
GB 500 (89-90)		2.15x18	2.50x18	D404F	3.00-18 TT	30	D404	110/90-18	33	GT601
GL 500 / I (81-82)	Silver Wing / Interstate	2.15x19	2.50x16	Elite 3	MM90-19	30	Elite 3	MT90B16	36	GT601
VF 500 C (84-85)	V30 Magna	2.15x18	3.00x16	D404F	110/90-18	30	D404	130/90-16	36	GT601
VT 500 C (83-86)	Shadow 500	2.15x18	3.00x16	D404F	100/90-18	28	D404	130/90-16	36	GT601
VT 500 FT (83-84)	Ascot	2.15x18	2.50x18	D404F	100/90-18	28	D404	110/90-18	36	GT601
CB 550 SC (83)	Nighthawk	2.15x19	3.00x16	Elite 3	MM90-19	30	Elite 3	MT90B16	36	GT601
CB 600 F (04, 06)	599	3.50x17	5.50x17	Sportmax Q3	120/70ZR17	36	Sportmax Q3	180/55ZR17	42	Roadsport/Q3/Sportsmart2/GPR-300/Roadsmart2
CBF 600 SA (10-12)		3.50x17	5.00x17	Roadsmart II	120/70ZR17	36	Roadsmart II	160/60ZR17	42	Roadsport/Q3/Sportsmart2/GPR-300/Roadsmart2
CBR 600 F2 (91-94)		3.50x17	4.50x17	Sportmax Q3	120/60ZR17	36	Sportmax Q3	160/60ZR17	42	Roadsport/Q3/Sportsmart2/GPR-300/Roadsmart2
CBR 600 F3 / SJR / SE (95-98)		3.50x17	5.00x17	Sportmax Q3	120/60ZR17	36	Sportmax Q3	160/60ZR17	42	Roadsport/Q3/Sportsmart2/GPR-300/Roadsmart2
CBR 600 F4 / F4i (99-06)		3.50x17	5.50x17	Sportmax Q3	120/70ZR17	36	Sportmax Q3	180/55ZR17	42	Roadsport/Q3/Sportsmart2/GPR-300/Roadsmart2

MODEL NUMBER	MODEL NAME	Rim Size Front	Rim Size Rear	Front/ Rear Model	Front Size	Front PSI		Rear Size	Rear PSI	MORE RECOMMENDED OPTIONS (not necessarily in order of preference)
CBR 600 RR / A (03-12)	CBR600RR / ABS / C-ABS	3.50x17	5.50x17	Sportmax Q3	120/70ZR17	36	Sportmax Q3	180/55ZR17	42	Sportsmart2/AL-13Z / Roadsport / Roadsmart2
CBR 600 RR / A / REP (13-16)	CBR600RR / C-ABS / Repsol	3.50x17	5.50x17	Sportmax Q3	120/70ZR17	36	Sportmax Q3	180/55ZR17	42	Sportsmart2/AL-13Z / Roadsport / Roadsmart2
FSC 600 / A (05-13)	Silver Wing / ABS	2.75x14	4.50x13	ScootSmart **	120/80-14	29	ScootSmart **	150/70-13	36	
VT 600 C / CD / CD2 (88-89, 91-07)	Shadow VLX / Deluxe	2.15x19	3.50x15	D404F	100/90-19	33	D404	170/80-15	36	Elite 4
XL 600 V (89-90)	Transalp	1.85x21	2.50x17	Trailmax	90/90-21	29	Trailmax	130/80-17	32	Trailsmart
CB 650 C / SC (80-82)	CB650 / Nighthawk	2.15x19	2.50x16	Elite 3	MM90-19	32	Elite 3	MT90B16	40	D404 / GT601
CB 650 SC (83-85)	Nighthawk	2.15x19	3.00x16	Elite 3	MM90-19	32	Elite 3	MT90B16	40	D404 / GT601
CBR 650 F/ FA (14-16)	CBR650F / ABS	3.50x17	5.50x17	Roadsmart II	120/70ZR17	36	Roadsmart II	180/55ZR17	42	Roadsport / Q3 / Sportsmart2 / GPR-300
CX 650 C (83)	Custom	2.15x19	3.00x15	D404F	100/90-19	32	D404	140/90-15	40	
GL 650 / I (83)	Silver Wing / Interstate	2.15x19	3.00x16	Elite 3	MM90-19	30	Elite 3	MT90B16	36	D404 / GT601
XR 650 L (93-09, 11-16)		1.60x21	2.15x18	D606F	90/90-21	22	D606	130/90-18	22	K850A/D603
CTX 700 / D / N / ND / T (14-15)	/ DCT ABS	3.50x17	4.50x17	Roadsmart II	120/70ZR17	36	Roadsmart II	160/60ZR17	42	Roadsport / Q3 / Sportsmart2 / GPR-300
NC 700 J (15)	NM4 DCT ABS	3.50x18	6.25x17	D423F **	120/70ZR18	33	D423 **	200/50ZR17	36	
NC 700 SA (12-13)		3.50x17	4.50x17	Roadsmart II	120/70ZR17	36	Roadsmart II	160/60ZR17	42	Roadsport / Q3 / Sportsmart2 / GPR-300
NC 700 X / XA / XD (12-16)	NC 700X / ABS / DCT ABS	3.50x17	4.50x17	Roadsmart II	120/70ZR17	36	Roadsmart II	160/60ZR17	42	Roadsport / Q3 / Sportsmart2 / GPR-300
NT 700V / VA (10-11)	NT700V / NT700V ABS	3.50x17	4.50x17	Roadsmart II	120/70ZR17	36	Roadsmart II	150/70ZR17	42	GPR-300
VF 700 C (84)	Magna	2.50x18	3.00x16	D404F	110/90-18	32	D404	130/90-16	40	
VF 700 C (85-86)	Magna	2.50x18	3.00x15	D404F	110/90-18	32	D404	140/90-15	32	
VF 700 C (87)	Magna	2.15x19	3.00x15	D404F	100/90-19	33	D404	150/90-15	36	
VF 700 S (84-85)	Sabre	2.50x18	3.00x17	D404F	110/90-18	32	D404	130/90-17	40	
VT 700 C (84-87)	Shadow	2.15x19	3.00x15	D404F	110/90-19	32	D404	140/90-15	40	
CB 750 (91-93, 95-03)	Nighthawk	2.75x18	4.00x17	GT601	110/80-18	33	GT601	140/70-17	41	Streetsmart
CB 750 C (80-82)	Custom	2.15x19	2.50x16	D404F	110/90-19	30	D404	130/90-16	40	
CB 750 F (76-82)	Super Sport			D404F	100/90-18	30	D404	110/90-18	40	GT601 / Streetsmart
CB 750 K (76)	Super Sport			D404F	100/90-18	30	D404	110/90-18	40	GT601 / Streetsmart
CB 750 K (79)	750 Four			D404F	100/90-18	30	D404	110/90-18	40	GT601 / Streetsmart
CB 750 SC (82-83)	Nighthawk	2.50x18	3.00x16	D404F	120/90-18	32	D404	140/90-16	40	
NC 750 J (15-16)	NM4 DCT	3.50x18	6.25x17	D423F **	120/70ZR18	33	D423 **	200/50ZR17	36	D423F **
NC 750 SA (14)	NC750S ABS	3.50x17	4.50x17	Roadsmart II	120/70ZR17	36	Roadsmart II	160/60ZR17	41	GPR-300
NC 750 XA (14-16)	NC750X ABS	3.50x17	4.50x17	Roadsmart II	120/70ZR17	36	Roadsmart II	160/60ZR17	41	GPR-300
VF 750 C (82-83)	V45 Magna	2.50x18	3.00x16	D404F	110/90-18	32	D404	130/90-16	40	GT601 / Streetsmart
VF 750 C (88)	V45 Magna	2.15x19	3.00x15	D404F	110/90-19	32	D404	150/90-15	40	
VF 750 C / CD / C2 (94-03)	Magna / Deluxe	3.00x17	3.50x15	K555F	120/80-17	36	K555	150/80-15	42	K555F
VF 750 S (82-83)	V45 Sabre	2.50x18	3.00x17	D404F	110/90-18	32	D404	130/90-17	40	GT601 / Streetsmart
VFR 750 F (90-93)		3.50x17	5.50x17	Roadsmart II	120/70ZR17	36	Roadsmart II	170/60ZR17	42	GPR-300
VFR 750 F (94-97)		3.50x17	5.00x17	Roadsmart II	120/70ZR17	36	Roadsmart II	170/60ZR17	42	GPR-300
VFR 750 R (90)	RC30	3.00x17	5.50x18	Roadsmart II	120/70ZR17	36	Roadsmart II	170/60ZR18	42	
VT 750 C (83)	Shadow	2.15x19	3.50x15	D404F	110/90-19	32	D404	140/90-15	40	
VT 750 C / CA / CAA / CS (04-16)	Shadow Areo / Shadow Areo ABS	3.00x17	3.50x15	D404F	120/90-17 TT	33	D404 **	160/80-15 TT	41	D404F
VT 750 C / CD / CD2 (98-03)	Shadow A.C.E. / Deluxe	3.00x17	3.50x15	D404F	120/90-17 TT	33	D404	170/80-15	36	D404F
VT 750 C2B (10-16)	Shadow Phantom	3.00x17	3.50x15	D404F	120/90-17 TT	33	D404 **	160/80-15 TT	41	D404F
VT 750 C2 / C2A / CE / CF (07-10, 12-14)	Shadow Spirit 750	2.15x21	3.50x15	D404 **	90/90-21	29	D404 **	160/80-15 TT	36	D404 **
VT 750 RS (10-13)	Shadow RS	2.15x19	3.50x16	D404F	100/90-19	29	D404 **	150/80B16	36	D404F
VT 750 T (08-09)	Shadow Tourer	3.00x17	3.50x15	D404F	120/90-17 TT	33	D404 **	160/80-15 TT	41	D404F
PC 800 (89-98)	Pacific Coast	3.00x17	3.50x15	K555F	120/80-17	33	K555	140/80-15	41	K555F
VFR 800 FI / ABS (98-09)	Interceptor	3.50x17	5.50x17	Sportmax Q3	120/70ZR17	36	Sportmax Q3	180/55ZR17	42	Roadsmart2 / Sportsmart2 / Roadsport / GPR-300
VFR 800 F / FD (14-15)	Interceptor / Deluxe	3.50x17	5.50x17	Roadsmart II	120/70ZR17	36	Roadsmart II	180/55ZR17	42	Q3 / Sportsmart2 / Roadsport / GPR-300
VT 800 C (88)	Shadow	2.15x19	3.50x15	D404F	100/90-19	33	D404	140/90-15	36	
CB 900 C (80-82)	Custom	2.15x19	2.50x16	D404F	110/90-19	32	D404	130/90-16	36	
CB 900 F (02-07)	919	3.50x17	5.50x17	Sportmax Q3	120/70ZR17	36	Sportmax Q3	180/55ZR17	42	Roadsmart2 / Sportsmart2 / Roadsport / GPR-300
CBR 929 RR (00-01)		3.50x17	6.00x17	Sportmax Q3	120/70ZR17	36	Sportmax Q3	190/50ZR17	42	Roadsmart2 / Sportsmart2 / Roadsport / GPR-300
CBR 954 RR (02-03)		3.50x17	6.00x17	Sportmax Q3	120/70ZR17	36	Sportmax Q3	190/50ZR17	42	Roadsmart2 / Sportsmart2 / Roadsport / GPR-300
CB 1000 C (83)	Custom	2.50x18	3.00x16	D404F	110/90-18	32	D404	140/90-16	36	
CB 1000 R / RA / RB (11-15)	CB1000R / ABS	3.50x17	5.50x17	Sportmax Q3	120/70ZR17	36	Sportmax Q3	180/55ZR17	42	Roadsmart2 / Sportsmart2 / Roadsport / GPR-300
CBF 1000 A (08-12)	CBF1000	3.50x17	5.00x17	Roadsmart II	120/70ZR17	36	Roadsmart II	160/60ZR17	42	Q3 / Sportsmart2 / Roadsport / GPR-300
CBR 1000 F (90-91)		3.50x17	5.50x17	Roadsmart II	120/70ZR17	36	Roadsmart II	170/60ZR17	42	Q3 / Sportsmart2 / Roadsport / GPR-300
CBR 1000 F (93-96)		3.50x17	5.00x17	Roadsmart II	120/70ZR17	36	Roadsmart II	170/60ZR17	42	Q3 / Sportsmart2 / Roadsport / GPR-300
CBR 1000 RR / A (04-11)	CBR1000RR / ABS / C-ABS	3.50x17	6.00x17	Sportmax Q3	120/70ZR17	36	Sportmax Q3	190/50ZR17	42	AL-13Z / Sportsmart2 / Roadsmart2 / Roadsport
CBR 1000 RR / A (12-16)	CBR1000RR / C-ABS	3.50x17	6.00x17	Sportmax Q3	120/70ZR17	36	Sportmax Q3	190/50ZR17	42	AL-13Z / Sportsmart2 / Roadsmart2 / Roadsport
CBR 1000 RR / E / REP / A (05, 09, 11, 13) Repsol Edition		3.50x17	6.00x17	Sportmax Q3	120/70ZR17	36	Sportmax Q3	190/50ZR17	42	AL-13Z / Sportsmart2 / Roadsmart2 / Roadsport
CBR 1000 RR SP / RS (14-15)	Special Edition / Repsol Edition	3.50x17	6.00x17	Sportmax Q3	120/70ZR17	36	Sportmax Q3	190/50ZR17	42	AL-13Z / Sportsmart2 / Roadsmart2 / Roadsport
RVT 1000 R (00-06)	RC-51	3.50x17	6.00x17	Sportmax Q3	120/70ZR17	36	Sportmax Q3	190/50ZR17	42	AL-13Z / Sportsmart2 / Roadsmart2 / Roadsport

MODEL NUMBER	MODEL NAME	Rim Size Front	Rim Size Rear	Front/ Rear Model	Front Size	Front PSI	Rear Size	Rear PSI	MORE RECOMMENDED OPTIONS (not necessarily in order of preference)	
VTR 1000 F (98-05)	Super Hawk	3.50x17	5.50x17	Sportmax Q3	120/70ZR17	36	Sportmax Q3	180/55ZR17	42	AL-13Z / Sportsmart2 / Roadsmart2 / Roadsport
CRF1000 L (16)	Africa Twin	2.15x21	4.00x18	D610F	90/90-21	21	D610	150/70R18	36	
XL 1000 V / VA (03-10)	Varadero / Varadero C-ABS	2.50x19	4.00x17	Trailsmart	110/80R19	36	Trailsmart	150/70R17	41	
CB1100 / A / SA (13-14)	CB1100 / ABS / Deluxe	2.50x18	4.00x18	D205F **	110/80R18	36	D205 **	140/70R18	42	
CB 1100 F (83)	Super Sport	2.50x18	3.00x17	D404F	100/90-18	36	D404	130/90-17	41	GT601 / Streetsmart
CBR 1100 XX (97-03)	Blackbird	3.50x17	5.50x17	Roadsmart II	120/70ZR17	42	Roadsmart II	180/55ZR17	42	Q3 / Sportsmart2 / Roadsport / GPR-300
GL 1100 / I (80-81)	Gold Wing / Interstate	2.15x19	2.50x17	D404F	110/90-19	32	D404	130/90-17	40	
GL 1100 I / A (82-83)	Gold Wing / Interstate / Aspencade	2.50x18	3.00x16	Elite 3	MR90-18	36	Elite 3	MU90B16	40	
ST 1100 (91-02)		3.00x18	4.50x17	Roadsmart II	110/80ZR18	36	Roadsmart II	160/70ZR17	42	
ST 1100 A (92-95)		3.00x18	4.50x17	Roadsmart II	110/80ZR18	36	Roadsmart II	160/70ZR17	42	
ST 1100 A (96-02)		3.50x18	4.50x17	Roadsmart II	120/70ZR18	36	Roadsmart II	160/70ZR17	42	
VF 1100 C (83-86)	V65 Magna	2.50x18	3.00x16	D404F	110/90-18	32	D404	140/90-16	36	
VF 1100 S (84-85)	V65 Sabre	2.50x18	3.00x17	D404F	110/90-18	32	D404	130/90-17	36	Streetsmart
VT 1100 C (85-86)	Shadow	2.50x18	3.00x15	D404F	110/90-18	32	D404	140/90-15	32	
VT 1100 C (87-90, 92-07)	Shadow / Shadow Spirit	2.15x19	3.50x15	D404F	110/90-19	33	D404	170/80-15	41	F24 / K555
VT 1100 C2 / D2 (95-99)	Shadow A.C.E.	3.00x18	3.50x15	D404F	120/90-18	33	D404	170/80-15	41	K177 / K555
VT 1100 C2 (00-07)	Shadow Sabre	3.00x18	3.50x15	D404F	120/90-18	33	D404	170/80-15	41	K177 / K555
VT 1100 C3 (98-02)	Shadow Aero	3.00x17	3.50x15	D404F	140/80-17	33	D404	170/80-15	41	D404 / K555
VT 1100 T (98-01)	Shadow A.C.E. Tourer	3.50x18	4.50x16	D206F	130/80R18	33	D206	170/70R16	36	D206F
GL 1200 I / A / L / SEI (84-87)	Gold Wing	2.50x16	3.00x15	Elite 3	130/90B16	36	Elite 3	MV85B15	40	
VFR 1200 FA / FD (10-14)	VFR1200F / VFR1200F DCT	3.50x17	6.00x17	Roadsmart II	120/70ZR17	36	Roadsmart II	190/55ZR17	42	Roadsport2 / Q3
ST 1300 / A (03-10, 12-14)	ST1300 / ST1300 ABS	3.50x18	5.00x17	Roadsmart II	120/70ZR18	42	Roadsmart II	170/60ZR17	42	
VT 1300 CR / CRA (10-16)	Stateline / Stateline ABS	3.00x17	4.00x15	D404F	140/80-17	33	K555J	170/80-15	36	Elite 3 **
VT 1300 CS / CSA / CSE / CSEA (10-14)	Sabre / Sabre ABS	2.15x21	4.00x15	Elite 3	90/90-21	33	Elite 3 **	170/80-15	36	Elite 3
VT 1300 CT / CTA (10-15)	Interstate / Interstate ABS	3.00x17	4.00x15	D404F	140/80-17	33	K555J	170/80-15	36	Elite 3 **
VT 1300 CX / CXA (10-13)	Fury / Fury ABS	2.15x21	6.25x18	Elite 3	90/90-21	33	Elite 3	200/50R18	41	Elite 3
VT 1300 CX / CXA (14-16)	Fury / Fury ABS	2.15x21	6.25x18	Elite 3	90/90-21	33	Elite 3	200/50R18	41	D422F / D423
CTX1300 (16)		3.50x18	6.00x17	D423F **	130/70R18	33	D423	200/50R17	41	
VTX 1300 C (04-09)		3.00x19	3.50x15	F24 G	110/90-19	33	K555J	170/80-15	36	F24 / K555
VTX 1300 R / S / T (03-09)	Retro / Retro Touring	3.00x17	3.50x15	D404F	140/80-17	33	K555J	170/80-15	36	
GL 1500 C / CT / CF / CD (97-03)	Valkyrie / Tourer / Interstate	3.50x17	5.00x16	Elite 3	150/80R17	36	Elite 3	180/70R16	40	D251
GL 1500 SE / A / I (88-00)	Gold Wing	3.00x18	3.50x16	Elite 3	130/70-18	36	Elite 3 MT	160/80B16	40	Elite 4
GL 1800 / A (01-10)	Gold Wing / ABS	3.50x18	5.00x16	Elite 3	130/70R18	38	Elite 3 MT	180/60R16	41	Elite 4
GL 1800 / A (12-16)	Gold Wing / ABS	3.50x18	5.00x16	Elite 3	130/70R18	38	Elite 3 MT	180/60R16	41	Elite 4
GL 1800 C / CA (14-15)	Gold Wing Valkyrie / ABS	3.50x19	5.50x17	D254F **	130/60R19	38	D256 **	180/55R17	41	
GL 1800 B / BD (13-16)	Gold Wing F6B / Deluxe	3.50x18	5.00x16	Elite 3	130/70R18	38	Elite 3 MT	180/60R16	41	Elite 4
NRX 1800 (04)	Valkyrie Rune	4.00x18	6.00x17	D251F	150/60R18	36	D251	180/55R17	42	D251
VTX 1800 C (02-07)	VTX	3.50x18	5.00x16	Elite 3	130/70R18	38	Elite 3	180/70R16	40	D251
VTX 1800 F (05-08)	VTX	3.50x18	5.50x18	D251F	130/70R18	38	D251**	180/55R18	42	D251
VTX 1800 N / R / T (02-08)	Neo Retro / Retro / Retro Touring	3.50x17	5.00x16	Elite 3	150/80R17	38	Elite 3	180/70R16	40	D251
VTX 1800 S (02-06)	Retro	3.50x17	4.50x15	D404F	150/80-17	33	K555J	170/80-15	36	
HUSQVARNA										
TE 250 (06-12)		1.60x21	2.15x18	D606F	90/90-21	33	D606	120/90-18	33	
TE 310 / R (08-13)		1.60x21	2.15x18	D606F	90/90-21	20	D606	120/90-18	18	
FE 350 S (15-16)		1.60x21	2.15x18	D606	90/90-21	22	D606	120/90-18	22	
TE 450 (06-10)		1.60x21	2.15x18	D606F	90/90-21	20	D606	130/90-18	20	
FE 501 S (15-16)		1.60x21	2.15x18	D606	90/90-21	22	D606	130/90-18	29	
TE 510 (06-10)		1.60x21	2.15x18	D606F	90/90-21	20	D606	130/90-18	20	
TE 511 (11-13)		1.60x21	2.15x18	D606F	90/90-21	20	D606	130/90-18	20	
SM 610 (06-08)		3.50x17	4.25x17	Sportmax Q3	120/70ZR17	29	Sportmax Q3	160/60ZR17	32	Al-13Z / Sportsmart2 / Roadsport
TE 610 (06-09)		1.60x21	2.50x18	D908RR F	90/90-21	22	D908RR	140/80-18	26	
TE 630 (10-12)		1.60x21	2.15x18	D908RR F	90/90-21	22	D908RR	140/80-18	26	
TR 650 Terra (13)		1.85x21	3.00x18	D908RR F	90/90-21	33	D908RR	140/80-18	33	
701 Enduro (16)		1.85x21	2.40x18	D908RR F	90/90-21	33	D908RR	140/80-18	33	
HYOSUNG										
GT250 (08-16)	Comet	3.00x17	3.50-17	GT601F	110/70-17	31	GT601	140/70-17	33	
GT650 (08-16)	Comet	3.50x17	4.50x17	Sportmax Q3	120/60ZR17	33	Sportmax Q3	160/60ZR17	36	GPR-300 / Roadsport
GT650R (05-16)	Comet	3.50x17	4.50x17	Sportmax Q3	120/60ZR17	33	Sportmax Q3	160/60ZR17	36	GPR-300 / Roadsport
GT650S (05-10)	Comet	3.50x17	4.50x17	Sportmax Q3	120/60ZR17	33	Sportmax Q3	160/60ZR17	36	GPR-300 / Roadsport
GV650 (05-16)	Avitar / Aquila / Aquila Pro	3.50x18	5.50x17	Roadsmart II	120/70ZR18	33	Roadsmart II	180/55ZR17	42	
GV650 SE (09)	Special Edition	3.50x18	5.50x17	Roadsmart II	120/70ZR18	33	Roadsmart II	180/55ZR17	42	

MODEL NUMBER	MODEL NAME	Rim Size Front	Rim Size Rear	Front/ Rear Model	Front Size	Front PSI	Rear Size	Rear PSI	MORE RECOMMENDED OPTIONS (not necessarily in order of preference)	
INDIAN										
Scout Sixty (16)		3.50x16	3.50x16	American Elite	MT90B16	36	American Elite 150/60B16	40		
Chief (99-03)		3.50x16	3.50x16	American Elite	MT90B16	36	American Elite MT90B16	40		
Scout (01-03)		2.50x19	3.00x16	American Elite	100/90-19	32	American Elite MT90B16	40		
Scout (15-16)		3.50x16	3.50x16	American Elite	130/90B16	36	American Elite 150/80B16	40		
Spirit (01-03)		3.50x16	3.50x16	American Elite	MT90B16	36	American Elite MT90B16	40		
Chief Blackhawk / Dark (11)		3.50x16	3.50x16	American Elite	MT90B16	38	American Elite 150/80B16	41		
Chief Bomber (10)		3.50x16	3.50x16	American Elite	MT90B16	38	American Elite 150/80B16	41		
Chief Classic (10-13)		3.50x16	3.50x16	American Elite	MT90B16	38	American Elite 150/80B16	41		
Chief Classic (14-15)		3.50x16	5.00x16	American Elite	130/90B16	36	American Elite 180/65B16	40		
Chief Dark Horse (10-13)		3.50x16	3.50x16	American Elite	MT90B16	38	American Elite 150/80B16	41		
Chief Dark Horse (16)		3.50x16	5.00x16	Elite 3	130/90B16	36	American Elite 180/65B16	40		
Chief Deluxe (09)		3.50x16	3.50x16	American Elite	MT90B16	38	American Elite 150/80B16	41		
Chief Roadmaster (09-11)		3.50x16	3.50x16	American Elite	MT90B16	38	American Elite 150/80B16	41		
Chief Standard (09)		3.50x16	3.50x16	American Elite	MT90B16	38	American Elite 150/80B16	41		
Chief Vintage / FE / LE (09-13)		3.50x16	3.50x16	American Elite	MT90B16	38	American Elite 150/80B16	41		
Chief Vintage (14-16)		3.50x16	5.00x16	American Elite	130/90B16	36	American Elite 180/65B16	40		
Chieftain (14-16)		3.50x16	5.00x16	Elite 3	130/90B16	36	Elite 3 MT 180/60R16	41	Elite 4	
Roadmaster (15-16)		3.50x16	5.00x16	Elite 3	130/90B16	36	Elite 3 MT 180/60R16	41	Elite 4	
Springfield (16)		5.00x16	5.00x16	Elite 3	130/90B16	36	Elite 3 MT 180/60R16	41	Elite 4	

IMPORTANT SAFETY INFORMATION FOR INDIAN: AMERICAN ELITE MT90B16 72H is a front tyre only and is not interchangeable with AMERICAN ELITE MT90B16 74H rear tyre.
ELITE 3 MT90B16 72H is a front tyre only and is not interchangeable with ELITE 3 MT90B16 74H rear tyre.

KAWASAKI										
EX 250 E / F (86-07) GPX 250	Ninja 250R	2.15x16	2.50x16	GT301F	100/80-16	30	GT301 130/80-16	34		
EX 250 J / JA (08-12) ZZR250	Ninja 250R / Special Edition	2.75x17	3.50x17	GT601F	110/70-17	28	GT601 130/70-17	32		
KLX 250 H / T (06-14)	KLX 250 S	1.60x21	2.15x18	D606F	90/90-21	22	D606 120/90-18	25	D603	
KLX 250 W (09-10)	KLX250SF	3.00x17	4.00x17	GT601F	110/70-17	29	GT601 130/70-17	33		
EX 300 A / AA / B / BA (13-16)	Ninja 300 / SE / ABS / SE ABS	2.75x17	4.00x17	GT601	110/70R17	30	GT601 140/70R17	34	TT 900 GP **	
EX 400 C / CA (11-12)	Ninja 400R / Special Edition	3.50x17	4.50x17	Roadsmart II	120/70ZR17	32	Roadsmart II 160/60ZR17	36	GPR-300	
KLX 400 A (03)	KLX 400SR	1.60x21	2.15x18	D606F	90/90-21	22	D606 120/90-18	25		
KZ 440 A / D (80-83)	LTD	1.85x19	2.50x16	Elite 3	MM90-19	28	Elite 3 MT90B16	36	D404	
KZ 440 G (82)		1.85x19	1.85x18	D404F	100/90-19	26	D404 110/90-18	30	GT601	
EN 450 A (85-90)	LTD-454	2.15x19	3.00x15	D404F	100/90-19	34	D404 140/90-15	36		
EN 500 A / C (90-09)	Vulcan / Vulcan 500 LTD	2.15x19	3.00x15	D404F	100/90-19	34	D404 140/90-15	36		
EX 500 D (94-09)	Ninja 500R	3.00x17	3.50x17	GT601	110/70-17	33	GT601 130/70-17	36		
KZ 550 C (80-83)	LTD	1.85x19	3.00x16	Elite 3	MM90-19	30	Elite 3 MT90B16	34	D404	
KZ 550 F / M (83-84)	Specter / LTD	2.15x19	3.00x16	Elite 3	MM90-19	30	Elite 3 MT90B16	34	D404	
KZ 550 H (82-83)	GPz	1.85x19	2.15x18	D404F	100/90-19	29	D404 110/90-18	36	GT601	
KL 600 A / B (84-86)	KLR	1.60x21	2.50x17	Trailmax	90/90-21	22	Trailmax 130/80R17	25	Trailsmart	
ZL 600 A / B (86-87, 96-97)	Eliminator	2.15x18	3.00x15	D404F	100/90-18	32	D404 150/90-15	36		
ZX 600 D / E (90-02)	Ninja ZX-6	3.50x17	4.50x17	Sportmax Q3	120/60ZR17	36	Sportmax Q3 160/60ZR17	42	GPR-300 / Roadsport / Roadsmart2	
ZX 600 E (03-04)	ZZR 600	3.50x17	4.50x17	Sportmax Q3	120/60ZR17	36	Sportmax Q3 160/60ZR17	42	GPR-300 / Roadsport / Roadsmart2	
ZX 600 J (05-08)	ZZR 600	3.50x17	5.50x17	Sportmax Q3	120/60ZR17	36	Sportmax Q3 180/55ZR17	42	Roadsport / Roadsmart 2 / GPR-300	
ZX 600 F (95-97)	Ninja ZX-6R	3.50x17	5.00x17	Sportmax Q3	120/60ZR17	36	Sportmax Q3 160/60ZR17	42	GPR-300 / Roadsport / Roadsmart2	
ZX 600 G (98-99)	Ninja ZX-6R	3.50x17	5.50x17	Roadsmart II	120/60ZR17	36	Roadsmart II 170/60ZR17	42	GPR-300	
ZX 600 J (00-02)	Ninja ZX-6R	3.50x17	5.50x17	Sportmax Q3	120/60ZR17	36	Sportmax Q3 180/55ZR17	42	Roadsport / Roadsmart 2 / GPR-300	
ZX 600 K / N (03-06)	Ninja ZX-6RR	3.50x17	5.50x17	Sportmax Q3	120/60ZR17	36	Sportmax Q3 180/55ZR17	42	Roadsport / Roadsmart 2 / GPR-300	
ZX 600 P / R (07-16)	Ninja ZX-6R	3.50x17	5.50x17	Sportmax Q3	120/70ZR17	36	Sportmax Q3 180/55ZR17	42	AL-13Z / Sportsmart2 / Roadsmart2	
ZX 636 B / C / D (03-06)	Ninja ZX-6R	3.50x17	5.50x17	Sportmax Q3	120/60ZR17	36	Sportmax Q3 180/55ZR17	42	Roadsport / Roadsmart 2 / GPR-300	
ZX 636 E / F (13-16)	Ninja ZX-6R / ABS	3.50x17	5.50x17	Sportmax Q3	120/70ZR17	36	Sportmax Q3 180/55ZR17	42	AL-13Z / Sportsmart2 / Roadsmart2	
ZX 636 EA / FA (16)	Ninja ZX-6R 30th Anniv. Edition/ABS	3.50x17	5.50x17	Sportmax Q3	120/70ZR17	36	Sportmax Q3 180/55ZR17	42	AL-13Z / Sportsmart2 / Roadsmart2	
EN 650 A / B (15-16)	Vulcan S / ABS	3.50x18	4.50x17	Roadsmart II	120/70ZR18	32	Roadsmart II 160/60ZR17	36	Q3 / GPR-300 / Roadsport / Sportsmart2	
ER 650 C / E / F (09-10, 12-15)	ER-6n / ABS	3.50x17	4.50x17	Roadsmart II	120/70ZR17	32	Roadsmart II 160/60ZR17	36	Q3 / GPR-300 / Roadsport / Sportsmart2	
EX 650 A / C (06-11)	Ninja 650R	3.50x17	4.50x17	Roadsmart II	120/70ZR17	33	Roadsmart II 160/60ZR17	36	Q3 / GPR-300 / Roadsport / Sportsmart2	
EX 650 E / F (12-16)	Ninja 650 / ABS	3.50x17	4.50x17	Roadsmart II	120/70ZR17	33	Roadsmart II 160/60ZR17	36	Q3 / GPR-300 / Roadsport / Sportsmart2	
KL 650 A / E (87-16)	KLR 650	1.60x21	2.50x17	Trailmax	90/90-21	22	Trailmax 130/80-17	28	Trailsmart	
KL 650 B (90-91)	Tengai	1.60x21	2.50x17	Trailmax	90/90-21	22	Trailmax 130/80-17	25	Trailsmart	
KLE 650 A / C / D / F / FA (08-16)	Versys / Versys 650 ABS / LT	3.50x17	4.50x17	Roadsmart II	120/70ZR17	32	Roadsmart II 160/60ZR17	36	GPR-300 / Roadsport / Sportsmart2	
KLX 650 C (93-96)		1.85x21	2.50x17	Trailmax	90/90-21	22	Trailmax 130/80-17	25	Trailsmart	
KZ 650 B / C / F (77-80)	Custom			D404F	100/90-19	32	D404 110/90-18	36	GT601	
KZ 650 D / E / H (78-83)	SR / LTD / CSR	1.85x19	3.00x16	Elite 3	MM90-19	32	Elite 3 MT90B16	36	D404	
KZ 700 A (84)				D404F	100/90-19	30	D404 120/90-18	36	GT601	

MODEL NUMBER	MODEL NAME	Rim Size Front	Rim Size Rear	Front/ Rear Model	Front Size	Front PSI	Rear Size	Rear PSI	MORE RECOMMENDED OPTIONS (not necessarily in order of preference)	
KZ 700 C (77)	Custom			D404F	100/90-19	32	D404	110/90-18	36	GT601
VN 700 A (85)	Vulcan	2.15x19	3.50x15	D404F	100/90-19	34	D404	150/90-15	41	
ZN 700 A (84-85)	Vulcan LTD	2.15x18	3.00x16	D404F	110/90-18	30	D404	130/90-16	36	GT601
KZ 750 B / E (76-82)		1.85x19	2.15x18	D404F	100/90-19	30	D404	110/90-18	36	GT601
KZ 750 F / G / H / K (80-84)	LTD-2 / LTD-4 / LTD Shaft / Belt	1.85x19	3.00x16	Elite 3	MM90-19	32	Elite 3	MT90B16	36	GT601
KZ 750 L / R (82-83)	GPz	1.85x19	2.15x18	D404F	100/90-19	32	D404	120/90-18	36	GT601
KZ 750 M / N (82-83)	Specter / CSR Twin	1.85x19	3.00x16	Elite 3	MM90-19	32	Elite 3	MT90B16	36	D404
VN 750 A (86-06)	Vulcan 750	2.15x19	3.50x15	D404F	100/90-19	34	D404	150/90-15	41	
ZR 750 F (00)	ZR-7	3.50x17	5.00x17	Roadsmart II	120/70ZR17	36	Roadsmart II	160/60ZR17	42	GPR-300 / Roadsport / Sportsmart2
ZR 750 H (01-03)	ZR-7S	3.50x17	5.00x17	Roadsmart II	120/70ZR17	36	Roadsmart II	160/60ZR17	42	GPR-300 / Roadsport / Sportsmart2
ZR 750 K (05-06)	Z750 S	3.50x17	5.50x17	Roadsmart II	120/70ZR17	36	Roadsmart II	180/55ZR17	42	GPR-300 / Roadsport / Sportsmart2
ZX 750 H (89-90)	Ninja ZX-7	3.50x17	5.50x17	Roadsmart II	120/70ZR17	36	Roadsmart II	170/60ZR17	42	GPR-300
ZX 750 J / L (91-95)	Ninja ZX-7	3.50x17	5.50x17	Sportmax Q3	120/70ZR17	36	Sportmax Q3	180/55ZR17	42	Roadsmart2 / Roadsport / GPR-300 / Sportsmart2
ZX 750 K / M (91-94)	Ninja ZX-7R	3.50x17	5.50x17	Sportmax Q3	120/70ZR17	36	Sportmax Q3	180/55ZR17	42	Roadsmart2 / Roadsport / GPR-300 / Sportsmart2
ZX 750 P (96-03)	Ninja ZX-7R	3.50x17	6.00x17	Sportmax Q3	120/70ZR17	36	Sportmax Q3	190/50ZR17	42	Roadsmart2 / Roadsport / GPR-300 / Sportsmart2
ZX 750 N (96-97)	Ninja ZX-7RR	3.50x17	6.00x17	Sportmax Q3	120/70ZR17	36	Sportmax Q3	190/50ZR17	42	Roadsmart2 / Roadsport / GPR-300 / Sportsmart2
VN 800 A (95-05)	Vulcan 800	1.85x21	3.00x16	D404F	80/90-21	33	D404	140/90-16	40	
VN 800 B / C / E (96-06)	Vulcan 800 Classic / Drifter	3.00x16	3.00x16	D404F	130/90-16	36	D404	140/90-16	40	
ZR800 B (16)		3.50x17	5.50x17	Sportmax Q3	120/70ZR17	36	Sportmax Q3	180/55ZR17	42	Roadsmart2 / Roadsport / GPR-300 / Sportsmart2
KZ 900 A (76-77)			2.15x18	D404F	100/90-19	36	D404	110/90-18	40	GT601
KZ 900 B (76)	LTD			Elite 3	MM90-19	34	Elite 3	MT90B16	36	D404
VN 900 B (06-16)	Vulcan 900 Classic	3.00x16	4.50x15	D404F	130/90-16	34	D404 **	180/70-15	38	
VN 900 D (06-16)	Vulcan 900 Classic LT	3.00x16	4.50x15	D404F	130/90-16	34	D404 **	180/70-15	38	
VN 900 B / BA (11-12, 16)	Vulcan 900 Classic SE	3.00x16	4.50x15	D404F	130/90-16	34	D404 **	180/70-15	38	
VN 900 C (07-16)	Vulcan 900 Custom	2.15x21	4.50x15	D404F	80/90-21	40	D404 **	180/70-15	38	
VN 900 C / CA (09-16)	Vulcan 900 Custom SE	2.15x21	4.50x15	D404F	80/90-21	40	D404 **	180/70-15	38	
ZX 900 B / C (94-99)	Ninja ZX-9R	3.50x17	5.50x17	Sportmax Q3	120/70ZR17	36	Sportmax Q3	180/55ZR17	42	Roadsmart2 / Roadsport / GPR-300 / Sportsmart2
ZX 900 E / F (00-03)	Ninja ZX-9R	3.50x17	6.00x17	Sportmax Q3	120/70ZR17	36	Sportmax Q3	190/50ZR17	42	Roadsmart2 / Roadsport / GPR-300 / Sportsmart2
KLZ 1000 A / B / BA (12-16)	Versys 1000 ABS / LT	3.50x17	5.50x17	Roadsmart II	120/70ZR17	36	Roadsmart II	180/55ZR17	42	Q3 / GPR-300 / Roadsport / Sportsmart2
KZ 1000 A / J (77-83)		1.85x19	2.15x18	D404F	100/90-19	34	D404	110/90-18	40	GT601
KZ 1000 B / G / K (77-82)	Classic / LTD	1.85x19	3.00x16	Elite 3	MM90-19	34	Elite 3	MT90B16	40	D404
KZ 1000 D (78, 80)	Z1-R			D404F	100/90-18	34	D404	110/90-18	40	GT601
KZ 1000 M (81-82)	CSR	1.85x19	3.00x16	Elite 3	MM90-19	34	Elite 3	MT90B16	40	D404
KZ 1000 R (82-83)	Replica	1.85x19	2.50x18	D404F	100/90-19	30	D404	120/90-18	36	GT601 / Streetsmart
ZG 1000 A (94-06)	Concours	3.00x18	3.50x16	K701F	120/70R18	36	K700J	150/80R16	40	
ZR 1000 A / B (03-08)	Z1000	3.50x17	6.00x17	Sportmax Q3	120/70ZR17	36	Sportmax Q3	190/50ZR17	42	Roadsmart2 / Roadsport / GPR-300 / Sportsmart2
ZR 1000 D / DA (10-13)	Z1000 / SE	3.50x17	6.00x17	Sportmax Q3	120/70ZR17	36	Sportmax Q3	190/50ZR17	42	Roadsmart2 / Roadsport / GPR-300 / Sportsmart2
ZR 1000 G / GA (14-16)	Z1000 ABS / SE	3.50x17	6.00x17	Sportmax Q3	120/70ZR17	36	Sportmax Q3	190/50ZR17	42	Roadsmart2 / Roadsport / GPR-300 / Sportsmart2
ZX 1000 B (88-90)	Ninja ZX-10	3.50x17	4.50x18	Roadsmart II	120/70ZR17	36	Roadsmart II	160/60ZR18	42	
ZX 1000 C (04-05)	Ninja ZX-10R	3.50x17	6.00x17	Sportmax Q3	120/70ZR17	36	Sportmax Q3	190/50ZR17	42	AL-13Z / Sportsmart2 / Roadsmart2
ZX 1000 D (06-07)	Ninja ZX-10R	3.50x17	6.00x17	Sportmax Q3	120/70ZR17	36	Sportmax Q3	190/55ZR17	42	AL-13Z / Sportsmart2 / Roadsmart2
ZX 1000 E / F / J / K (08-16)	Ninja ZX-10R / ABS	3.50x17	6.00x17	Sportmax Q3	120/70ZR17	36	Sportmax Q3	190/55ZR17	42	AL-13Z / Sportsmart2 / Roadsmart2
ZX 1000 JA / KA (15-16)	Ninja ZX-10R 30th Anniversary	3.50x17	6.00x17	Sportmax Q3	120/70ZR17	36	Sportmax Q3	190/55ZR17	42	AL-13Z / Sportsmart2 / Roadsmart2
ZX 1000 G / H / M (11-16)	Ninja 1000 / ABS	3.50x17	6.00x17	Sportmax Q3	120/70ZR17	36	Sportmax Q3	190/50ZR17	42	AL-13Z / Sportsmart2 / Roadsmart2
KZ 1100 B (81-82)	GPz	1.85x19	2.50x18	D404F	100/90-19	34	D404	110/90-18	40	GT601
KZ 1100 A / D / L (81-83)	Specter / LTD	1.85x19	3.00x16	Elite 3	MM90-19	34	Elite 3	MT90B16	40	D404
ZN 1100 B (84-85)	LTD	2.15x18	3.00x16	D404F	110/90-18	34	D404	130/90-16	40	GT601
ZR 1100 A (92-95)				Roadsmart II	120/70ZR18	36	Roadsmart II	160/70ZR17	40	
ZR 1100 C (99-00)	ZRX 1100	3.50x17	5.00x17	Roadsmart II	120/70ZR17	36	Roadsmart II	170/60ZR17	42	GPR-300
ZX 1100 A (83-84)	GPz	2.15x18	3.00x17	D404F	110/90-18	34	D404	130/90-17	40	GT601
ZX 1100 C (90-93)	Ninja ZX-11	3.50x17	5.50x17	Roadsmart II	120/70ZR17	36	Roadsmart II	170/60ZR17	42	GPR-300
ZX 1100 D (93-01)	Ninja ZX-11	3.50x17	5.50x17	Sportmax Q3	120/70ZR17	36	Sportmax Q3	180/55ZR17	42	Roadsmart2 / Roadsport / GPR-300 / Sportsmart2
ZX 1100 E / F (95-96)	GPZ 1100 / ABS	3.50x17	5.50x17	Roadsmart II	120/70ZR17	36	Roadsmart II	170/60ZR17	42	GPR-300
ZG 1200 A / B (86-03)	Voyager XII	2.50x16	3.50x15	Elite 3	130/90B16	36	Elite 3	MV85B15	40	D404
ZR 1200 A (01-05)	ZRX 1200R	3.50x17	5.50x17	Sportmax Q3	120/70ZR17	36	Sportmax Q3	180/55ZR17	42	Roadsmart2 / Sportsmart2
ZX 1200 A / B (00-05)	Ninja ZX-12R	3.50x17	6.00x17	Sportmax Q3	120/70ZR17	36	Sportmax Q3	200/50ZR17	42	Roadsmart2 / Sportsmart2
ZX 1200 C (02-05)	ZZR 1200	3.50x17	5.50x17	Roadsmart II	120/70ZR17	42	Roadsmart II	180/55ZR17	42	Q3 / GPR-300 / Roadsport / Sportsmart2
KZ 1300 A / B (79-82)		2.15x18	3.00x17	D404F	110/90-18	34	D404	130/90-17	40	GT601
ZN 1300 A (83-88)	Voyager	2.50x18	3.50x16	Elite 3	MR90-18	36	Elite 3	MU90B16	40	D404
ZG 1400 A / B / C / D / E (08-16)	Concours 1400 / ABS	3.50x17	6.00x17	Roadsmart II	120/70ZR17	42	Roadsmart II	190/50ZR17	42	Q3 / Roadsport / Sportsmart2
ZX 1400 A / C (06-11)	Ninja ZX-14	3.50x17	6.00x17	Sportmax Q3	120/70ZR17	42	Sportmax Q3	190/50ZR17	42	Sportsmart2 / AL-13Z / Roadsmart2
ZX 1400 E / F / FA (12-16)	Ninja ZX-14R / ABS / SE	3.50x17	6.00x17	Sportmax Q3	120/70ZR17	42	Sportmax Q3	190/50ZR17	42	Sportsmart2 / AL-13Z / Roadsmart2

MODEL NUMBER	MODEL NAME	Rim Size Front	Rim Size Rear	Front/ Rear Model	Front Size	Front PSI		Rear Size	Rear PSI	MORE RECOMMENDED OPTIONS (not necessarily in order of preference)
ZX 1400 FB (15)	Ninja ZX-14R ABS 30th Anniv Edition	3.50x17	6.00x17	Sportmax Q3	120/70ZR17	42	Sportmax Q3	190/50ZR17	42	Sportsmart2 / AL-13Z / Roadsmart2
VN 1500 A / B / C (87-99)	Vulcan / Vulcan 88 / SE / 1500L	2.15x19	3.50x15	D404F	100/90-19	34	D404	150/90-15	40	
VN 1500 D / E / N / T (96-08)	Vulcan 1500 Classic	3.00x16	3.50x16	D404F	130/90-16	34	D404	150/80-16	40	
VN 1500 G / L (99-04)	Vulcan 1500 Nomad	3.00x16	3.50x16	D404F	150/80-16	34	D404	150/80-16	40	
VN 1500 J / R (99-05)	Vulcan 1500 Drifter	3.00x16	3.50x16	D404F	130/90-16	34	D404	150/80-16	40	
VN 1500 P (02-03)	Vulcan 1500 Mean Streak	3.50x17	5.00x17	Roadsmart II	130/70R17	36	Roadsmart II	170/60R17	40	
VN 1600 B / F (04-08)	Vulcan 1600 Mean Streak	3.50x17	5.00x17	Roadsmart II	130/70R17	36	Roadsmart II	170/60R17	40	
VN 1600 A / E (03-08)	Vulcan 1600 Classic	3.00x16	4.50x16	D404F	130/90-16	34	K555	170/70B16	40	
VN 1600 D / G (05-08)	Vulcan 1600 Nomad	3.00x16	4.50x16	D404F	150/80-16	34	K555	170/70B16	40	
VN 2000 A / G (04-09)	Vulcan 2000	3.50x16	6.00x16	D251F	150/80R16	36	D251	200/60R16	41	
VN 2000 D (05-06)	Vulcan 2000 Limited Edition	3.50x16	6.00x16	D251F	150/80R16	36	D251	200/60R16	41	
VN 2000 E / H (06-09)	Vulcan 2000 Classic	3.50x16	6.00x16	D251F	150/80R16	36	D251	200/60R16	41	
VN 2000 F / J (06-10)	Vulcan 2000 Classic LT	3.50x16	6.00x16	D251F	150/80R16	36	D251	200/60R16	41	
KTM										
350 EXC-F (12-16)		1.60x21	2.15x18	D606F	90/90-21	29	D606	120/90-18	29	D603
390 Duke (16)		3.00x17	4.00x17	GPR-300F	110/70R17	29	GPR-300	150/60R17	29	AL-13
RC 390 (16)		3.00x17	4.00x17	A-13F	110/70R17	29	A-13	150/60R17	29	A-13 SP/GPR-300
450 EXC-R (07-11)	EXC / Champions Edition	1.60x21	2.15x18	D606F	90/90-21	29	D606	120/90-18	29	
500 EXC (12-16)		1.60x21	2.15x18	D606F	90/90-21	29	D606	130/90-18	29	
530 EXC-R (07-11)	EXC / Champions Edition	1.60x21	2.15x18	D606F	90/90-21	29	D606	130/90-18	32	
620 Duke (95-98)		3.50x17	4.25x17	Roadsmart II	120/70ZR17	30	Roadsmart II	160/60ZR17	36	Sportsmart2 / Roadsport / Roadsmart2 / GPR-300
625 SMC (04-06)		3.50x17	5.00x17	Roadsmart II	120/70ZR17	30	Roadsmart II	160/60ZR17	36	Sportsmart2 / Roadsport / Roadsmart2 / GPR-300
625 SXC (04)		1.60x21	2.50x18	D908RR F	90/90-21	26	D908RR	140/80-18	29	
640 LC4 Adventure (98-03)		1.60x21	2.50x18	D606F	90/90-21	29	D606	130/90-18	32	
640 Adventure (06-08)		2.15x21	2.50x18	D908RR F	90/90-21	29	D908RR	140/80-18	32	
640 Duke (99-00)		3.50x17	4.25x17	Roadsmart II	120/70ZR17	30	Roadsmart II	160/60ZR17	36	Sportsmart2 / Roadsport / Roadsmart2 / GPR-300
640 Duke (01-02)		3.50x17	4.50x17	Roadsmart II	120/70ZR17	30	Roadsmart II	160/60ZR17	36	Sportsmart2 / Roadsport / Roadsmart2 / GPR-300
640 Duke II (04)		3.50x17	4.50x17	Sportmax Q3	120/70ZR17	30	Sportmax Q3	160/60ZR17	36	Sportsmart2 / Roadsport / Roadsmart2 / GPR-300
640 LC4 Enduro (04)		1.60x21	2.50x18	D908 RR	90/90-21	29	D908 RR	140/80-18	32	
640 Supermoto (99-02)		3.50x17	4.25x17	Sportmax Q3	120/70ZR17	30	Sportmax Q3	160/60ZR17	36	Sportsmart2 / Roadsport / Roadsmart2 / GPR-300
640 LC4 Supermoto (04)		3.50x17	5.00x17	Sportmax Q3	120/70ZR17	30	Sportmax Q3	160/60ZR17	36	Sportsmart2 / Roadsport / Roadsmart2 / GPR-300
660 SMC (04)		3.50x17	5.00x17	Sportmax Q3	120/70ZR17	30	Sportmax Q3	160/60ZR17	36	Sportsmart2 / Roadsport / Roadsmart2 / GPR-300
690 Duke (07-11, 13-16)		3.50x17	5.00x17	Sportmax Q3	120/70ZR17	36	Sportmax Q3	160/60ZR17	38	Sportsmart2 / Roadsport / Roadsmart2 / AL-13
690 Enduro / R (07-16)		1.85x21	2.50x18	D908RR F	90/90-21	35	D908RR	140/80-18	35	
690 SMC (07-11)		3.50x17	5.00x17	Sportmax Q3	120/70ZR17	30	Sportmax Q3	160/60ZR17	35	Sportsmart 2 / AL-13Z
690 Supermoto / R (07-08)		3.50x17	5.00x17	Sportmax Q3	120/70ZR17	30	Sportmax Q3	160/60ZR17	35	Sportsmart 2 / AL-13Z
950 Supermoto / R (06-08)		3.50x17	5.50x17	Sportmax Q3	120/70ZR17	35	Sportmax Q3	180/55ZR17	35	Sportsmart 2 / AL-13Z
950 Super Enduro R (06-10)		1.85x21	2.50x18	D908RR F	90/90-21	35	D908RR	140/80-18	35	Trailsmart
990 Adventure Baja (13)		2.15x21	4.25x18	D908 RR	90/90-21	35	D908 RR	140/80-18	38	Trailsmart
990 Super Duke / R (07-11)		3.50x17	5.50x17	Sportmax Q3	120/70ZR17	36	Sportmax Q3	180/55ZR17	40	Sportsmart 2 / AL-13Z
990 SM R (10-11)	Supermoto R	3.50x17	5.50x17	Sportmax Q3	120/70ZR17	36	Sportmax Q3	180/55ZR17	40	Sportsmart 2 / AL-13Z
990 SM T (10-13)	Supermoto T	3.50x17	5.50x17	Sportmax Q3	120/70ZR17	36	Sportmax Q3	180/55ZR17	40	Sportsmart 2 / AL-13Z
1190 RC8 / R (08-11)	/ RC8 R / Akrapovic / Red Bull	3.50x17	6.00x17	Sportmax Q3	120/70ZR17	36	Sportmax Q3	190/55ZR17	40	Sportsmart 2 / AL-13Z
1190 RC8 R (12-15)		3.50x17	6.00x17	Sportmax Q3	120/70ZR17	36	Sportmax Q3	190/55ZR17	42	Sportsmart 2 / AL-13Z
1290 Super Adventure (15-16)		3.00x19	5.00x17	Trailsmart	120/70ZR19	35	Trailsmart	170/60ZR17	42	
1290 Super Duke R (14-16)		3.50x17	6.00x17	Sportmax Q3	120/70ZR17	36	Sportmax Q3	190/55ZR17	42	Sportsmart 2 / AL-13Z
KYMCO										
Venox 250 (04-09)		3.00x17	3.50x15	K555F	120/80-17	28	K555	150/80-15	32	D404
Downtown 200 i (12-13)				Scootsmart	120/80-14		Scootsmart	150/70-13		
Downtown 300 i (11-15)				Scootsmart	120/80-14		Scootsmart	150/70-13		
MOTO GUZZI										
Breva 1100 (04-10)		3.50x17	5.50x17	Roadsmart II	120/70ZR17	36	Roadsmart II	180/55ZR17	42	Q3 / Sportsmart2 / Roadsport / GPR-300
Quota 1100 ES (99-02)		1.85x21	2.75x17	Trailsmart	90/90-21	30	Trailsmart	130/80R17	36	
Griso 1100 (06-08)		3.50x17	5.50x17	Sportmax Q3	120/70ZR17	35	Sportmax Q3	180/55ZR17	42	Roadsmart2 / Roadsport / GPR-300
V11 Le Mans (02-04)	/ Nero Corsa/Rosso Corsa/Tenni	3.50x17	5.50x17	Sportmax Q3	120/70ZR17	35	Sportmax Q3	180/55ZR17	42	Roadsmart2 / Roadsport / GPR-300
V11 (00-01)	Sport / Rosso Sport	3.50x17	4.50x17	Roadsmart II	120/70ZR17	35	Roadsmart II	170/60ZR17	42	GPR-300
V11 Sport (02)	CF Special Ed./Naked/TT Spc. Ed.	3.50x17	4.50x17	Roadsmart II	120/70ZR17	35	Roadsmart II	170/60ZR17	42	GPR-300
V11 Sport (02-04)	Scura / Naked	3.50x17	5.50x17	Sportmax Q3	120/70ZR17	35	Sportmax Q3	180/55ZR17	42	Roadsmart2 / Roadsport / GPR-300
V11 Sport (04)	/ Ballabio / Café / Coppa Italia	3.50x17	5.50x17	Sportmax Q3	120/70ZR17	35	Sportmax Q3	180/55ZR17	42	Roadsmart2 / Roadsport / GPR-300
Breva 1200 (08)		3.50x17	5.50x17	Roadsmart II	120/70ZR17	36	Roadsmart II	180/55ZR17	41	Q3 / Sportsmart2 / Roadsport
Breva 1200 Sport (08)		3.50x17	5.50x17	Sportmax Q3	120/70ZR17	36	Sportmax Q3	180/55ZR17	41	Roadsmart2 / Roadsport / GPR-300
Griso 1200 8V / SE (09-15)		3.50x17	5.50x17	Sportmax Q3	120/70ZR17	36	Sportmax Q3	180/55ZR17	40	Roadsmart2 / Roadsport

MODEL NUMBER	MODEL NAME	Rim Size Front	Rim Size Rear	Front/Rear Model	Front Size	Front PSI	Rear Size	Rear PSI	MORE RECOMMENDED OPTIONS (not necessarily in order of preference)	
Norge GT8V (11-15)		3.50x17	5.50x17	Roadsmart II	120/70ZR17	36	Roadsmart II	180/55ZR17	41	Q3 / Sportsmart2 / Roadsport
Norge 1200 / GT (07-11)		3.50x17	5.50x17	Roadsmart II	120/70ZR17	36	Roadsmart II	180/55ZR17	41	Q3 / Sportsmart2 / Roadsport
Stelvio 1200 (12)		2.50x19	4.25x17	Trailsmart	110/80R19	36	Trailsmart	150/70R17	41	
Stelvio 1200 NTX (12-16)		2.50x19	4.25x17	Trailsmart	110/80R19	36	Trailsmart	150/70R17	41	
Auduce 1400 (16)		3.50x18	6.00x16	D251F	130/70R18	36	D251	200/60R16	40	
California 1400 Custom / Touring (13-16)		3.50x18	6.00x16	D251F	130/70R18	36	D251	200/60R16	40	
Elorado 1400 (16)		3.50x16	5.50x16	American Elite	130/90B16	36	American Elite	180/65B16	41	
MV AUGUSTA										
Brutale 675 / ABS (12-16)		3.50x17	5.50x17	Roadsmart II	120/70ZR17	36	Roadsmart II	180/55ZR17	40	Sportsmart3/ Q3
F3 675 / ABS / Serie Oro (12-16)		3.50x17	5.50x17	Sportmax Q3	120/70ZR17	36	Sportmax Q3	180/55ZR17	40	AL-13 / Sportsmart2 / Roadsmart2
F4 (00-04)	Oro / 750 S / S1+1 / SPR	3.50x17	6.00x17	Sportmax Q3	120/60ZR17	36	Sportmax Q3	190/50ZR17	42	AL-13 / Sportsmart2 / Roadsmart2 / Roadsport
F4 (02)	Senna / Ago	3.50x17	6.00x17	Sportmax Q3	120/60ZR17	36	Sportmax Q3	190/50ZR17	42	AL-13 / Sportsmart2 / Roadsmart2 / Roadsport
F4 Ago (04)		3.50x17	5.50x17	Sportmax Q3	120/60ZR17	36	Sportmax Q3	180/55ZR17	42	AL-13 / Sportsmart2 / Roadsmart2 / Roadsport
F4 Brutale S / Oro (02-05)		3.50x17	6.00x17	Sportmax Q3	120/60ZR17	36	Sportmax Q3	190/50ZR17	42	AL-13 / Sportsmart2 / Roadsmart2 / Roadsport
Brutale 800 / RR / ABS (14-16)		3.50x17	5.50x17	Sportmax Q3	120/70ZR17	36	Sportmax Q3	180/55ZR17	40	AL-13 / Sportsmart2 / Roadsmart2
Brutale Dragster 800 / RR ABS (14-16)		3.50x17	6.00x17	Sportmax Q3	120/70ZR17	36	Sportmax Q3	200/50ZR17	40	AL-13 / Sportsmart2 / Roadsmart2
F3 800 / ABS (14-16)		3.50x17	5.50x17	Sportmax Q3	120/70ZR17	36	Sportmax Q3	180/55ZR17	40	AL-13 / Sportsmart2 / Roadsmart2
F3 800 Ago ABS (14-16)		3.50x17	6.00x17	Sportmax Q3	120/70ZR17	36	Sportmax Q3	190/55ZR17	40	AL-13 / Sportsmart2 / Roadsmart2
Rivale 800 / ABS (14-16)		3.50x17	5.50x17	Sportmax Q3	120/70ZR17	36	Sportmax Q3	180/55ZR17	40	AL-13 / Sportsmart2 / Roadsmart2
Stradale 800 ABS (16)		3.50x17	5.50x17	Sportmax Q3	120/70ZR17	36	Sportmax Q3	180/55ZR17	40	AL-13 / Sportsmart2 / Roadsmart2
Turismo Veloce / Lusso 800 (14-16)		3.50x17	5.50x17	Roadsmart II	120/70ZR17	36	Roadsmart II	190/55ZR17	40	Sportsmart2 / Q3
Brutale 910 R (07-08)		3.50x17	6.00x17	Sportmax Q3	120/70ZR17	36	Sportmax Q3	190/55ZR17	42	AL-13 / Sportsmart2 / Roadsmart2 / Roadsport
Brutale 910 S (06-08)		3.50x17	6.00x17	Sportmax Q3	120/60ZR17	36	Sportmax Q3	190/50ZR17	42	AL-13 / Sportsmart2 / Roadsmart2 / Roadsport
Brutale 920 (11)		3.50x17	6.00x17	Sportmax Q3	120/70ZR17	36	Sportmax Q3	180/55ZR17	42	AL-13 / Sportsmart2 / Roadsmart2
Brutale 990 R (10-11)		3.50x17	6.00x17	Sportmax Q3	120/70ZR17	36	Sportmax Q3	190/55ZR17	42	AL-13 / Sportsmart2 / Roadsmart2
F4 1000 Ago (05)		3.50x17	5.75x17	Sportmax Q3	120/70ZR17	36	Sportmax Q3	180/55ZR17	42	AL-13 / Sportsmart2 / Roadsmart2 / Roadsport
F4 1000 Tamburini (05)		3.50x17	5.75x17	Sportmax Q3	120/60ZR17	36	Sportmax Q3	180/55ZR17	42	AL-13 / Sportsmart2 / Roadsmart2 / Roadsport
F4 1000 S / S 1+1 (05-06)		3.50x17	6.00x17	Sportmax Q3	120/70ZR17	36	Sportmax Q3	190/50ZR17	42	AL-13 / Sportsmart2 / Roadsmart2 / Roadsport
F4 1000 (06-08)	CC / R / R 1+1 / Senna	3.50x17	6.00x17	Sportmax Q3	120/70ZR17	36	Sportmax Q3	190/55ZR17	42	AL-13 / Sportsmart2 / Roadsmart2 / Roadsport
F4 R-312 (08)		3.50x17	6.00x17	Sportmax Q3	120/70ZR17	36	Sportmax Q3	190/55ZR17	41	AL-13 / Sportsmart2 / Roadsmart2 / Roadsport
F4 (10-12)		3.50x17	6.00x17	Sportmax Q3	120/70ZR17	36	Sportmax Q3	190/55ZR17	42	AL-13 / Sportsmart2 / Roadsmart2
F4 R / RR (12)		3.50x17	6.00x17	Sportmax Q3	120/70ZR17	36	Sportmax Q3	190/55ZR17	41	AL-13 / Sportsmart2 / Roadsmart2
Brutale 1078 RR (09)		3.50x17	6.00x17	Sportmax Q3	120/70ZR17	36	Sportmax Q3	190/55ZR17	42	AL-13 / Sportsmart2 / Roadsmart2
Brutale 1090 / R / RR / ABS (10-16)		3.50x17	6.00x17	Sportmax Q3	120/70ZR17	36	Sportmax Q3	190/55ZR17	42	AL-13 / Sportsmart2 / Roadsmart2
Brutale 1090 Corsa ABS (14-15)		3.50x17	6.00x17	Sportmax Q3	120/70ZR17	36	Sportmax Q3	190/55ZR17	42	AL-13 / Sportsmart2 / Roadsmart2
F4 RR 312 1078 (09)		3.50x17	6.00x17	Sportmax Q3	120/70ZR17	36	Sportmax Q3	190/55ZR17	42	AL-13 / Sportsmart2 / Roadsmart2
MZ										
125 Fun X (05)		1.85x21	2.50x18	D606F	90/90-21	18	D606	120/90-18	16	
125 RT (05)		3.00x17	3.50x17	GT601F	110/70-17	36	GT601	130/70-17	36	
125 SM (05)		3.00x17	3.50x17	GT601F	110/70-17	36	GT601	130/70-17	36	
125 SX (05)		1.85x21	2.50x18	D606F	90/90-21	18	D606	120/90-18	16	
Baghira Enduro (05)		1.85x21	2.50x18	D606F	90/90-21	20	D606	120/90-18	18	
Baghira SM (05)		3.50x17	4.50x17	Sportmax Q3	120/70ZR17	36	Sportmax Q3	160/60ZR17	42	Roadsport / Roadsmart2 / Sportsmart2
1000S (05)		3.50x17	5.50x17	Sportmax Q3	120/70ZR17	36	Sportmax Q3	180/55ZR17	42	Roadsport / Roadsmart2 / Sportsmart2
ROYAL ENFIELD										
Bullet Electra X (96-09)		1.85x19	1.85x19	K70F	3.25-19	24	K70	3.50-19	32	
Bullet Electra Deluxe (10-13)		1.85x19	1.85x19	K70F	3.25-19	24	K70	3.50-19	32	
Bullet 500 Classic (96-09)		1.85x19	1.85x19	K70F	3.25-19	24	K70	3.50-19	32	
Bullet 500 Deluxe (96-09)		1.85x19	1.85x19	K70F	3.25-19	24	K70	3.50-19	32	
Bullet 500 Military (96-09)		1.85x19	1.85x19	K70F	3.25-19	24	K70	3.50-19	32	
Bullet 500 B5 (12-13)		1.85x19	1.85x19	K70F	3.25-19	24	K70	3.50-19	32	
Bullet 500 G5 Classic (10-13)		1.85x19	1.85x19	K70F	3.25-19	24	K70	3.50-19	32	
Bullet 500 G5 Deluxe (10-16)		1.85x19	1.85x19	K70F	3.25-19	24	K70	3.50-19	32	
SUZUKI										
GZ 250 (99-10)		2.50x16	3.00x15	D404F **	110/90-16	25	D404	130/90-15	33	
AN 400 / A / ZA (07-16)	Burgman 400 / ABS	3.00x14	4.00x13	SX01F	120/80-14	25	SX01	150/70-13	36	Scootsmart
DR-Z400 S (00-16)		1.60x21	2.15x18	D606F	90/90-21	22	D606	120/90-18	25	
DR-Z400 SM (05-16)		3.50x17	4.50x17	AL-13	120/70R17	29	AL-13	140/70R17	33	GPR-300
GS 500E (89-00)		3.00x17	3.50x17	GT601F	110/70-17	33	GT601	130/70-17	41	
GS 500 / F (01-09)		3.00x17	3.50x17	GT601F	110/70-17	33	GT601	130/70-17	41	
GS 550 L (85-86)		1.85x19	2.50x16	Elite 3	MM90-19	30	Elite 3	MT90B16	36	D404
GSF 600 S (00-03)	Bandit	3.50x17	4.50x17	Roadsmart II	120/60ZR17	33	Roadsmart II	160/60ZR17	36	GPR-300 / Roadsport

MODEL NUMBER	MODEL NAME	Rim Size Front	Rim Size Rear	Front/ Rear Model	Front Size	Front PSI		Rear Size	Rear PSI	MORE RECOMMENDED OPTIONS (not necessarily in order of preference)
GSX 600 F (98-06)	Katana	3.50x17	4.50x17	Roadsmart II	120/70ZR17	33	Roadsmart II	150/70ZR17	36	GPR-300 / Roadsport
GSX-R 600 W (92-93)		3.50x17	5.50x17	Roadsmart II	120/70ZR17	36	Roadsmart II	170/60ZR17	42	GPR-300
GSX-R 600 / M / X (97-16)	/ Movistar LE / LE	3.50x17	5.50x17	Sportmax Q3	120/70ZR17	36	Sportmax Q3	180/55ZR17	42	AL-13Z / Sportsmart2 / Roadsport / Roadsmart2
RF 600 R (94-96)		3.50x17	4.50x17	Sportmax Q3	120/70ZR17	36	Sportmax Q3	160/60ZR17	40	Sportsmart2 / Roadsport / Roadsmart2
DL 650 / A / AA (04-16)	V-Strom 650 / ABS / ABS Adventure	2.50x19	4.00x17	Trailsmart	110/80R19	36	Trailsmart	150/70R17	42	
DL 650 ASE (09-13)	V Strom 650 ABS Touring	2.50x19	4.00x17	Trailsmart	110/80R19	36	Trailsmart	150/70R17	41	
DL 650 ASE (14-16)	V Strom 650 ABS SE	2.50x19	4.00x17	Trailsmart	110/80R19	36	Trailsmart	150/70R17	41	
DL 650 AEXP (12-16)	V Strom 650 ABS Expedition	2.50x19	4.00x17	Trailsmart	110/80R19	36	Trailsmart	150/70R17	41	
DL 650 XA (15-16)	V-Strom 650 XT ABS	2.50x19	4.00x17	Trailsmart	110/80R19	36	Trailsmart	150/70R17	41	
DL 650 X ABS EXP / XA (15-16)	V-Strom 650 EXP / 650 XT	2.50x19	4.00x17	Trailsmart	110/80R19	36	Trailsmart	150/70R17	41	
DR650S / SE (92-16)		1.85x21	2.50x17	D606F	90/90-21	22	D606	130/90-17	25	Trailmax/ D605
GR 650 (83)	Tempter	1.85x19	2.50x16	Elite 3	MM90-19	30	Elite 3	MT90B16	32	D404
GSX 650 F / FA (08-15)		3.50x17	5.00x17	Roadsmart II	120/70ZR17	36	Roadsmart II	160/60ZR17	42	Roadsport / Q3 / GPR-300
LS 650 F / P (86-88, 95-04)	Savage	2.15x19	2.75x15	D404F	100/90-19	33	D404	140/90-15	36	
LS 650 (05-16)	Boulevard S40	2.15x19	2.75x15	D404F	100/90-19	33	D404	140/90-15	36	
SFV 650 / A (09-15)	/ Gladius / Gladius ABS	3.50x17	5.00x17	Sportmax Q3	120/70ZR17	33	Sportmax Q3	160/60ZR17	36	Roadsport / Roadsmart2 / GPR-300
SV 650 / A / S / SF / SA (99-16)		3.50x17	4.50x17	Roadsmart II	120/60ZR17	36	Roadsmart II	160/60ZR17	42	Roadsport / Q3 / GPR-300
GV 700 GL / GL2 (85)		2.15x19	3.00x16	D404F	110/90-19	33	D404	140/90-16	36	
VS 700 (85-87)	Intruder	2.15x19	3.00x15	D404F	100/90-19	33	D404	140/90-15	36	
GSX 750 F (98-06)	Katana	3.50x17	4.50x17	Roadsmart II	120/70ZR17	36	Roadsmart II	150/70ZR17	42	GPR-300
GSX-R 750 (88-89)		3.50x17	4.50x17	Sportmax Q3	120/70ZR17	36	Sportmax Q3	160/60ZR17	42	
GSX-R 750 (90-93)		3.50x17	5.50x17	Roadsmart II	120/70ZR17	36	Roadsmart II	170/60ZR17	42	GPR-300
GSX-R 750 W (94-95)		3.50x17	5.50x17	Sportmax Q3	120/70ZR17	36	Sportmax Q3	180/55ZR17	42	Roadsport / Roadsmart2 / GPR-300
GSX-R 750 (96-99)		3.50x17	6.00x17	Sportmax Q3	120/70ZR17	36	Sportmax Q3	190/50ZR17	42	Roadsport / Roadsmart2 / GPR-300
GSX-R 750 (00-16)		3.50x17	5.50x17	Sportmax Q3	120/70ZR17	36	Sportmax Q3	180/55ZR17	42	AL- 13 / Sportsmart2 / Roadsport / Roadsmart2
GSX-R 750 / X (05, 14)	LE / 50th Anniv. Edition / SE	3.50x17	5.50x17	Sportmax Q3	120/70ZR17	36	Sportmax Q3	180/55ZR17	42	AL- 13 / Sportsmart2 / Roadsport / Roadsmart2
GSX-S 750 / A / Z / ZA (15-16)		3.50x17	5.50x17	Sportmax Q3	120/70ZR17	36	Sportmax Q3	180/55ZR17	42	AL- 13 / Sportsmart2 / Roadsport / Roadsmart2
VS 750 GLP (89-91)	Intruder	2.15x21	3.00x15	D404F	80/90-21	32	D404	140/90-15	40	
VL 800 (01-04)	Intruder Volusia	3.00x16	4.00x15	D404F	130/90-16	33	D404	170/80-15	36	Elite 4
VL 800 / B / BZ (05-16)	Boulevard C50 / Black / B.O.S.S.	3.00x16	4.00x15	D404F	130/90-16	33	D404	170/80-15	36	Elite 4
VL 800 C (07-09, 13)	Boulevard C50 Special Edition	3.00x16	4.00x15	D404F	130/90-16	33	D404	170/80-15	36	Elite 4
VL 800 SE (09-16)	Boulevard C50 SE	3.00x16	4.00x15	D404F	130/90-16	33	D404	170/80-15	36	Elite 4
VL 800 T (05-15)	Boulevard C50T / C50T Classic	3.00x16	4.00x15	D404F	130/90-16	33	D404	170/80-15	36	Elite 4
VS 800 GL (92-99)	Intruder	2.15x21	3.00x15	D404F	80/90-21	33	D404	140/90-15	40	
VS 800 GL (00-04)	Intruder	2.15x19	3.00x15	D404F	100/90-19	33	D404	140/90-15	40	
VS 800 (05-09)	Boulevard S50	2.15x19	3.00x15	D404F	100/90-19	33	D404	140/90-15	40	
VZ 800 (97-04)	Marauder	3.00x16	3.50x15	D404F	130/90-16	33	D404	150/90-15	40	
VZ 800 (05-16)	Boulevard M50	3.00x16	4.00x15	D404F	130/90-16	33	D404	170/80-15	36	Elite 4
VZ 800 B (05-06)	Boulevard M50 Black	3.00x16	4.00x15	D404F	130/90-16	33	D404	170/80-15	36	Elite 4
VZ 800 Z (07-09)	Boulevard M50 Limited / Special Ed.	3.00x16	4.00x15	D404F	130/90-16	33	D404	170/80-15	36	Elite 4
GS 850 GL (81-83)		1.85x19	2.75x16	Elite 3	MM90-19	30	Elite 3	MT90B16	36	D404
RF 900 R (94-95)		3.50x17	4.50x17	Roadsmart II	120/70ZR17	36	Roadsmart II	170/60ZR17	42	GPR-300
RF 900 R (96-97)		3.50x17	5.50x17	Roadsmart II	120/70ZR17	36	Roadsmart II	170/60ZR17	42	GPR-300
DL 1000 (02-12)	V-Strom 1000 / Adventure	2.50x19	4.00x17	Trailsmart	110/80R19	36	Trailsmart	150/70R17	41	
DL 1000 A / AA (14-16)	V-Strom 1000 ABS / Adventure ABS	2.50x19	4.00x17	Trailsmart	110/80R19	36	Trailsmart	150/70R17	41	
DL 1000 ASE (14-16)	V-Strom 1000 ABS SE / Adventure	2.50x19	4.00x17	Trailsmart	110/80R19	36	Trailsmart	150/70R17	41	
DL 1000 SE (09-12)	V-Strom 1000 Touring	2.50x19	4.00x17	Trailsmart	110/80R19	36	Trailsmart	150/70R17	41	
GS 1000 GL (80-81)		1.85x19	2.75x16	Elite 3	MM90-19	34	Elite 3	MT90B16	40	D404
GSX-R 1000 (01-16)		3.50x17	6.00x17	Sportmax Q3	120/70ZR17	36	Sportmax Q3	190/50ZR17	42	AL-13Z / Sportsmart2 / Roadsport / Roadsmart2
GSX-R 1000 (04)	Mladin Replica	3.50x17	6.00x17	Sportmax Q3	120/70ZR17	36	Sportmax Q3	190/50ZR17	42	AL-13Z / Sportsmart2 / Roadsport / Roadsmart2
GSX-R 1000 Z (13)	1 Mil. Commemorative Ed.	3.50x17	6.00x17	Sportmax Q3	120/70ZR17	36	Sportmax Q3	190/50ZR17	42	AL-13Z / Sportsmart2 / Roadsport / Roadsmart2
GSX-R 1000 SE (14)	Special Edition	3.50x17	6.00x17	Sportmax Q3	120/70ZR17	36	Sportmax Q3	190/50ZR17	42	AL-13Z / Sportsmart2 / Roadsport / Roadsmart2
GSX-S 1000 / F / F ABS (16)		3.50x17	6.00x17	Sportmax Q3	120/70ZR17	36	Sportmax Q3	190/50ZR17	42	AL-13Z / Sportsmart2 / Roadsport / Roadsmart2
SV 1000 / S (03-07)		3.50x17	5.50x17	Roadsmart II	120/70ZR17	36	Roadsmart II	180/55ZR17	42	Q3 / Roadsport
TL 1000 R / S (97-03)		3.50x17	6.00x17	Sportmax Q3	120/70ZR17	36	Sportmax Q3	190/50ZR17	42	Sportsmart2 / Roadsport / Roadsmart2 / AL-13
GS 1100 GK (82-84)		2.15x19	2.75x16	Elite 3	MM90-19	34	Elite 3	MT90B16	40	D404
GS 1100 GL (82-83)		1.85x19	2.75x16	Elite 3	MM90-19	34	Elite 3	MT90B16	40	D404
GSX-R 1100 (89)		3.50x17	4.50x17	Sportmax Q3	120/70ZR17	36	Sportmax Q3	160/60ZR17	42	Roadsmart2 / Roadsport / GPR-300
GSX-R 1100 W (91-98)		3.50x17	5.50x17	Sportmax Q3	120/70ZR17	36	Sportmax Q3	180/55ZR17	42	Roadsmart2 / Roadsport / GPR-300
GSF 1200 / S (97-05)	Bandit / Bandit ABS	3.50x17	5.50x17	Sportmax Q3	120/70ZR17	36	Sportmax Q3	180/55ZR17	42	Roadsmart2 / Roadsport / GPR-300
GV 1200 GL / GL2 (85-86)	Madura	2.50x19	3.00x16	D404F	110/90-19	33	D404	140/90-16	40	
GSF 1250 S / SA / SEA (07-09)	Bandit / ABS / Touring	3.50x17	5.50x17	Sportmax Q3	120/70ZR17	36	Sportmax Q3	180/55ZR17	42	Roadsmart2 / Roadsport / GPR-300

MODEL NUMBER	MODEL NAME	Rim Size Front	Rim Size Rear	Front/Rear Model	Front Size	Front PSI		Rear Size	Rear PSI	MORE RECOMMENDED OPTIONS (not necessarily in order of preference)
GSX 1250 FA / FASE / SE (11-16)	/ ABS Touring	3.50x17	5.50x17	Roadsmart II	120/70ZR17	36	Roadsmart II	180/55ZR17	42	GPR-300 / Roadsport
GSX 1300 BK / BKA (08-09)	B-King / B-King ABS	3.50x17	6.00x17	Sportmax Q3	120/70ZR17	36	Sportmax Q3	200/50ZR17	42	
GSX 1300 R / RA (99-16)	Hayabusa	3.50x17	6.00x17	Sportmax Q3	120/70ZR17	42	Sportmax Q3	190/50ZR17	42	Sportsmart2 / AL-13Z / Roadsmart2 / Roadsport
GSX 1300 R (04-06, 13)	Hayabusa Limited Edition	3.50x17	6.00x17	Sportmax Q3	120/70ZR17	42	Sportmax Q3	190/50ZR17	42	Sportsmart2 / AL-13Z / Roadsmart2 / Roadsport
GSX 1300 R (14)	Hayabusa 50th Anniv. Edition	3.50x17	6.00x17	Sportmax Q3	120/70ZR17	42	Sportmax Q3	190/50ZR17	42	Sportsmart2 / AL-13Z / Roadsmart2 / Roadsport
GV 1400 GC / GD / GT (85-89)	Cavalcade	2.50x16	3.50x15	Elite 3	130/90B16	36	Elite 3	MV85B15	40	
VS 1400 GL (87-88, 90-04)	Intruder	2.15x19	4.00x15	D404F	110/90-19	32	D404	170/80-15	40	F24G / K555/ Elite 4
VS 1400 (05-09)	Boulevard S83	2.15x19	4.00x15	D404F	110/90-19	32	D404	170/80-15	40	F24G / K555 / Elite 4
VZ 1500 (09, 13-16)	Boulevard M90	3.50x18	6.00x17	D220F	120/70ZR18	36	D220	200/50ZR17	42	
VZ 1600 (04)	Marauder	3.50x17	5.00x17	D220F	130/70R17	36	D220	170/60R17	41	Roadsmart2
VZ 1600 (05)	Boulevard M95	3.50x17	5.00x17	D220F	130/70R17	36	D220	170/60R17	41	Roadsmart2
VZR 1800 (06-14)	Boulevard M109R	3.50x18	8.50x18	D221F **	130/70R18	36	D221 **	240/40R18	42	
VZR 1800 BZ (14-16)	Boulevard M109R B.O.S.S.	3.50x18	8.50x18	D221F **	130/70R18	36	D221 **	240/40R18	42	
VZR 1800 N (08-09)	Boulevard M109R2	3.50x18	8.50x18	D221F **	130/70R18	36	D221 **	240/40R18	42	
VZR 1800 Z (07-14)	Boulevard M109R Limited Edition	3.50x18	8.50x18	D221F **	130/70R18	36	D221 **	240/40R18	42	
TRIUMPH										
Daytona 600 (04)		3.50x17	5.50x17	Sportmax Q3	120/70ZR17	36	Sportmax Q3	180/55ZR17	42	Roadsport / Roadsmart2
Speed Four 600 (03-06)		3.50x17	5.50x17	Sportmax Q3	120/70ZR17	36	Sportmax Q3	180/55ZR17	42	Roadsport / Roadsmart2
TT600 (00-03)		3.50x17	5.50x17	Sportmax Q3	120/70ZR17	36	Sportmax Q3	180/55ZR17	42	Roadsport / Roadsmart2
Daytona 650 (05)		3.50x17	5.50x17	Sportmax Q3	120/70ZR17	34	Sportmax Q3	180/55ZR17	38	Roadsport / Roadsmart2
Daytona 675 / ABS / SE (06-16)		3.50x17	5.50x17	Sportmax Q3	120/70ZR17	34	Sportmax Q3	180/55ZR17	38	AL-13Z / Sportsmart2 / Roadsport / Roadsmart2
Daytona 675 R / ABS (11-16)		3.50x17	5.50x17	Sportmax Q3	120/70ZR17	34	Sportmax Q3	180/55ZR17	38	AL-13Z / Sportsmart2 / Roadsport / Roadsmart2
Street Triple (08-11)		3.50x17	5.50x17	Sportmax Q3	120/70ZR17	34	Sportmax Q3	180/55ZR17	42	AL-13Z / Sportsmart2 / Roadsport / Roadsmart2
Street Triple / ABS (12-16)		3.50x17	5.50x17	Sportmax Q3	120/70ZR17	34	Sportmax Q3	180/55ZR17	42	AL-13Z / Sportsmart2 / Roadsport / Roadsmart2
Street Triple R (09-10)		3.50x17	5.50x17	Sportmax Q3	120/70ZR17	34	Sportmax Q3	180/55ZR17	42	AL-13Z / Sportsmart2 / Roadsport / Roadsmart2
Street Triple R / Rx / ABS (11-16)		3.50x17	5.50x17	Sportmax Q3	120/70ZR17	34	Sportmax Q3	180/55ZR17	42	AL-13Z / Sportsmart2 / Roadsport / Roadsmart2
Trident 750 (96-98)		3.50x17	4.50x18	Roadsmart II	120/70ZR17	36	Roadsmart II	160/60ZR18	42	
Bonneville T100		2.50-19	3.50-17	Streetsmart	100/90-19	32	Streetsmart	130/80-17	36	
Bonneville		3.00-17	3.50-17	Streetsmart	110/70-17	32	Streetsmart	130/80-17	36	
Bonneville SE		2.50-19	3.50-17	Streetsmart	100/90-19	32	Streetsmart	130/80-17	36	
Thruxton		2.50-18	3.50-17	Streetsmart	100/90-18	32	Streetsmart	130/80-17	36	
Scrambler		2.50-19	3.50-17	Streetsmart	100/90-19	32	Streetsmart	130/80-17	36	
America 800 (11-16)		3.00-16	3.50x15	Elite 4	130/90-16	31	Elite 4	170/80-15	31	D404
America 800 (05-06)		2.50x18	3.50x15	D404F	110/90-18	31	D404	170/80-15	31	Elite 4
America 900 (07-10)		2.50x18	3.50x15	D404F	110/90-18	31	D404	170/80-15	31	Elite 4
Tiger 800		2.50-19	4.25-17	Trailsmart	100/90-19	30	Trailsmart	150/70R17	34	
Tiger 800 XC (11-16)		1.85-21	4.25-17	Trailsmart	90/90-21	30	Trailsmart	150/70R17	34	
Tiger 855		2.50-19	3.00-17	Trailsmart	110/80-19	30	Trailsmart	140/80-17	34	
Tiger 855 1999 on		2.50-19	4.25-17	Trailsmart	110/80-19	30	Trailsmart	150/70-17	34	
Daytona 900 (94-96)		3.50x17	5.50x17	Sportmax Q3	120/70ZR17	36	Sportmax Q3	180/55ZR17	42	Roadsport / Roadsmart2 / GPR-300
Daytona Super III 900 (94-96)		3.50x17	5.50x17	Sportmax Q3	120/70ZR17	36	Sportmax Q3	180/55ZR17	42	Roadsport / Roadsmart2 / GPR-300
Speedmaster (11-16)		2.50x19	4.00-15	Elite 4	100/90-19	36	Elite 4	170/80-15	42	D404
Speed Triple 900 (94-96)		3.50x17	5.50x17	Sportmax Q3	120/70ZR17	36	Sportmax Q3	180/55ZR17	42	Roadsport / Roadsmart2 / GPR-300
Legend TT 900 (01)		3.50x17	4.25x17	Sportmax Q3	120/70ZR17	36	Sportmax Q3	160/60ZR17	41	Roadsport / Roadsmart2 / GPR-300
Sprint 900 (94-97)		3.50x17	5.50x17	Roadsmart II	120/70ZR17	36	Roadsmart II	170/60ZR17	42	GPR-300
Sprint Sport 900 (98)		3.50x17	5.50x17	Roadsmart II	120/70ZR17	36	Roadsmart II	170/60ZR17	42	GPR-300
T509 Speed Triple 900 (97-98)		3.50x17	6.00x17	Sportmax Q3	120/70ZR17	36	Sportmax Q3	190/50ZR17	42	Roadsport / Roadsmart2 / GPR-300
Sprint Executive 900 (98)		3.50x17	5.50x17	Roadsmart II	120/70ZR17	36	Roadsmart II	170/60ZR17	42	GPR-300
Thunderbird Sport 900 (98-00)		3.50x17	4.25x17	Sportmax Q3	120/70ZR17	36	Sportmax Q3	160/60ZR17	42	Roadsport / Roadsmart2 / GPR-300
Tiger 900 (93-98)		2.50x19	3.00x17	Trailsmart	110/80R19	30	Trailsmart	140/80R17	34	
Tiger 900 (99-00)		2.50x19	4.25x17	Trailsmart	110/80R19	30	Trailsmart	150/70R17	34	
Trident 900 (91-98)		3.50x17	4.50x18	Roadsmart II	120/70ZR17	36	Roadsmart II	160/60ZR18	42	
Trophy 900 (95-01)		3.50x17	5.50x17	Roadsmart II	120/70ZR17	36	Roadsmart II	170/60ZR17	42	GPR-300
Daytona T595 (97-98)		3.50x17	6.00x17	Sportmax Q3	120/70ZR17	36	Sportmax Q3	190/50ZR17	42	Roadsport / Roadsmart2 / Sportsmart2
Daytona 955i (99-01, 03-06)		3.50x17	6.00x17	Sportmax Q3	120/70ZR17	36	Sportmax Q3	190/50ZR17	42	Roadsport / Roadsmart2 / Sportsmart2
Daytona 955i (02)	Centennial Edition	3.50x17	6.00x17	Sportmax Q3	120/70ZR17	36	Sportmax Q3	190/50ZR17	42	Roadsport / Roadsmart2 / Sportsmart2
Daytona 955i (02)		3.50x17	5.50x17	Sportmax Q3	120/70ZR17	36	Sportmax Q3	180/55ZR17	42	Roadsport / Roadsmart2 / Sportsmart2
Speed Triple 955 (99-04)		3.50x17	6.00x17	Sportmax Q3	120/70ZR17	36	Sportmax Q3	190/50ZR17	42	Roadsport / Roadsmart2 / Sportsmart2
Sprint RS 955 (00-03)		3.50x17	5.50x17	Sportmax Q3	120/70ZR17	36	Sportmax Q3	180/55ZR17	42	Roadsport / Roadsmart2 / Sportsmart2
Sprint ST 955 (99-04)		3.50x17	6.00x17	Roadsmart II	120/70ZR17	36	Roadsmart II	180/55ZR17	42	Q3 / Roadsport / Sportsmart2
Tiger 955 (01-06)		2.50x19	4.25x17	Trailsmart	110/80R19	36	Trailsmart	150/70R17	42	
Speed Triple / SE (05-10)		3.50x17	5.50x17	Sportmax Q3	120/70ZR17	36	Sportmax Q3	180/55ZR17	42	AL-13Z / Sportsmart2 / Roadsmart2 / Roadsport

MODEL NUMBER	MODEL NAME	Rim Size Front	Rim Size Rear	Front/ Rear Model	Front Size	Front PSI		Rear Size	Rear PSI	MORE RECOMMENDED OPTIONS (not necessarily in order of preference)
Speed Triple / R / ABS (11-16)		3.50x17	6.00x17	Sportmax Q3	120/70ZR17	36	Sportmax Q3	190/55ZR17	42	AL-13Z / Sportsmart2 / Roadsmart2 / Roadsport
Sprint GT (11-12)		3.50x17	5.50x17	Roadsmart II	120/70ZR17	36	Roadsmart II	180/55ZR17	42	Sportsmart2 / Q3 / Roadsport
Sprint ST / ABS (05-10)		3.50x17	5.50x17	Roadsmart II	120/70ZR17	36	Roadsmart II	180/55ZR17	42	Sportsmart2 / Q3 / Roadsport
Tiger 1050 (07-08)		3.50x17	5.50x17	Roadsmart II	120/70ZR17	36	Roadsmart II	180/55ZR17	42	Sportsmart2 / Q3 / Roadsport
Tiger 1050 / ABS / SE ABS (09-12)		3.50x17	5.50x17	Roadsmart II	120/70ZR17	36	Roadsmart II	180/55ZR17	42	Sportsmart2 / Q3 / Roadsport
Daytona 1200 (94-97)		3.50x17	5.50x17	Sportmax Q3	120/70ZR17	36	Sportmax Q3	180/55ZR17	42	Roadsport / Roadsmart2 / Sportsmart2
Trophy 1200 (95-03)		3.50x17	5.50x17	Roadsmart II	120/70ZR17	36	Roadsmart II	170/60ZR17	42	GPR-300
Trophy SE / ABS (13-16)		3.50x17	6.00x17	Roadsmart II	120/70ZR17	36	Roadsmart II	190/55ZR17	42	Sportsmart2 / Q3 / Roadsport
Bonneville (16)		3.50x17	5.00x17	Sportmax Q3	120/70ZR17	36	Sportmax Q3	160/60ZR17	42	Roadsport/Q3/Sportsmsrt2/A-13Z
Thruxton R (16)		3.50x17	5.00x17	Sportmax Q3	120/70ZR17	36	Sportmax Q3	160/60ZR17	42	Roadsport/Q3/Sportsmsrt2/A-13Z
Tiger Explorer ABS / XC ABS (12-15)		2.50x19	4.00x17	Trailsmart	110/80R19	36	Trailsmart	150/70R17	40	
Rocket III Touring / ABS (07-16)		3.50x16	5.00x16	D251F	150/80R16	36	D251	180/70R16	42	
VICTORY										
Empulse TT (16)		3.00x16	3.50x16	Sportmax Q3	120/70ZR17	42	Sportmax Q3	160/60ZR17	42	Roadsmart3/Roadsport/GPR-300
V92SC (00-01)		3.50x17	5.50x17	Roadsmart II	120/70ZR17	36	Roadsmart II	180/55ZR17	40	
V92C / Deluxe (99-02)		3.00x16	3.50x16	Elite 3	130/90B16	36	D417	160/80B16	40	
Classic Cruiser (03)		3.00x16	3.50x16	Elite 3	130/90B16	36	D417	160/80B16	40	
Touring Cruiser (03-06)		3.00x16	3.50x16	Elite 3	130/90B16	36	D417	160/80B16	40	
Boardwalk (13-14)		3.50x16	3.50x16	American Elite	130/90B16	36	American Elite	150/80B16	40	
Cross Country (10-14)		3.50x18	5.00x16	Elite 3	130/70R18	38	Elite 3 MT	180/60R16	40	Elite 4
Cross Country (15)		3.50x18	5.00x16	Elite 3	130/70R18	38	Elite 3 MT	180/60R16	40	Elite 4
Cory Ness Cross Country (11-12)		3.50x18	5.50x16	Elite 3	130/70R18	38	Elite 3 MT	180/60R16	40	Elite 4
Zach Ness Cross Country (13)		3.50x18	5.00x16	Elite 3	130/70R18	38	Elite 3 MT	180/60R16	40	Elite 4
Ness Cross Country LE (14)		3.50x18	5.00x16	Elite 3	130/70R18	38	Elite 3 MT	180/60R16	40	Elite 4
Cross Country Tour (12-14)		3.50x18	5.00x16	Elite 3	130/70R18	38	Elite 3 MT	180/60R16	40	Elite 4
Cross Country Tour (15-16)		3.50x18	5.00x16	Elite 3	130/70R18	38	Elite 3 MT	180/60R16	40	Elite 4
Cory Ness Cross Country Tour (13)		3.50x18	5.00x16	Elite 3	130/70R18	38	Elite 3 MT	180/60R16	40	Elite 4
Cross Country Tour 15th Anniv. LE (14)		3.00x18	5.00x16	Elite 3	130/70R18	38	Elite 3 MT	180/60R16	40	Elite 4
Cross Country 8-Ball (14)		3.50x18	5.00x16	Elite 3	130/70R18	38	Elite 3 MT	180/60R16	40	Elite 4
Cross Country 8-Ball (15-16)		3.50x18	5.00x16	Elite 3	130/70R18	38	Elite 3 MT	180/60R16	40	Elite 4
Cross Roads (10)		3.00x18	5.00x16	Elite 3	130/70R18	38	Elite 3 MT	180/60R16	40	Elite 4
Cross Roads / Classic LE (11-12)		3.50x18	5.00x16	Elite 3	130/70R18	38	Elite 3 MT	180/60R16	40	Elite 4
Cross Roads Classic (13-14)		3.50x18	5.00x16	Elite 3	130/70B18	36	Elite 3 MT	180/60R16	40	Elite 4
Cross Roads8-Ball (14)		3.50x18	5.00x16	Elite 3	130/70R18	36	Elite 3 MT	180/60R16	40	
Gunner (15)		3.50x16	3.50x16	American Elite	130/90B16	36	American Elite	140/90B16	40	
Hammer (05-08)		3.00x18	8.50x18	Elite 3	130/70R18	38	Elite 3	250/40R18	40	
Hammer (09-11)		3.50x18	8.50x18	Elite 3	130/70R18	38	Elite 3	250/40R18	41	
Hammer 8-Ball (10-15)		3.50x18	8.50x18	Elite 3	130/70R18	38	Elite 3	250/40R18	41	
Hammer S (07-08)		3.00x18	8.50x18	Elite 3	130/70R18	38	Elite 3	250/40R18	40	
Hammer S (09-12 16)		3.50x18	8.50x18	Elite 3	130/70R18	38	Elite 3	250/40R18	41	
Hard-Ball (12-13)		3.50x18	5.00x16	Elite 3	130/70B18	34	Elite 3 MT	180/60R16	40	
High-Ball (11-12)		3.50x16	3.50x16	American Elite	130/90B16	36	American Elite	150/80B16	40	
High-Ball (13-14)		3.50x16	3.50x16	American Elite	130/90B16	36	American Elite	150/80B16	40	
High-Ball (15-16)		3.50x16	3.50x16	American Elite	130/90B16	36	American Elite	140/90B16	40	
Judge (13-14)		3.50x16	3.50x16	American Elite	130/90B16	36	American Elite	140/90B16	40	
Kingpin (04-08)		3.00x18	5.00x18	Elite 3	130/70B18	36	D417	180/55B18	41	
Kingpin (09-12)		3.50x18	5.50x18	Elite 3	130/70B18	36	D417	180/55B18	41	
Kingpin 8-Ball (08)		3.00x18	5.00x18	Elite 3	130/70B18	34	D417	180/55B18	36	
Kingpin 8-Ball (09-11)		3.50x18	5.50x18	Elite 3	130/70B18	36	D417	180/55B18	41	
Kingpin Deluxe (05-06)		3.00x18	5.00x18	Elite 3	130/70B18	34	D417	180/55B18	36	
Kingpin Low (09)		3.50x18	5.50x18	Elite 3	130/70B18	36	D417	180/55B18	41	
Kingpin Tour (07-08)		3.00x18	5.00x18	Elite 3	130/70B18	34	D417	180/55B18	36	
Kingpin Tour (09)		3.50x18	5.50x18	Elite 3	130/70B18	36	D417	180/55B18	41	
Ness Signature Kingpin (05)		3.00x18	5.00x18	Elite 3	130/70B18	34	D417	180/55B18	36	
Magnum (15-16)		3.50x21	5.00x16	Elite 3	120/70R21	37	Elite 3	180/60R16	40	
Ness Magnum (15)		3.50x21	5.00x16	Elite 3	120/70R21	37	Elite 3	180/60R16	40	
Vegas (03)		2.15x21	4.50x18	Elite 3	90/90-21	36	D417	180/55B18	41	
Vegas (04-06)		2.15x21	5.00x18	Elite 3	90/90-21	36	D417	180/55B18	41	
Vegas (07-12 16)		2.15x21	5.50x18	Elite 3	90/90-21	38	D417	180/55B18	41	
Ness Signature Vegas (04-05)		2.15x21	5.00x18	Elite 3	90/90-21	36	D417	180/55B18	36	
Zach Ness Vegas (11-12)		2.15x21	5.00x18	Elite 3	90/90-21	38	D417	180/55B18	41	
Vegas 8-Ball (05-06)		2.15x21	5.00x18	Elite 3	90/90-21	36	D417	180/55B18	41	

MODEL NUMBER	MODEL NAME	Rim Size Front	Rim Size Rear	Front/Rear Model	Front Size	Front PSI	Rear Size	Rear PSI	MORE RECOMMENDED OPTIONS (not necessarily in order of preference)	
Vegas 8-Ball (07-08)		2.15x21	5.00x18	Elite 3	90/90-21	36	D417	180/55B18	41	
Vegas 8-Ball (09-15)		2.15x21	5.50x18	Elite 3	90/90-21	38	D417	180/55B18	41	
Vegas Jackpot (06-12)		2.15x21	8.50x18	Elite 3	90/90-21	38	Elite 3	250/40R18	41	
Jackpot (13-14)		2.15x21	8.50x18	Elite 3	90/90-21	38	Elite 3	250/40R18	41	
Ness Signature Jackpot (06-07)		2.15x21	8.50x18	Elite 3	90/90-21	36	Elite 3	250/40R18	38	
Arlen Ness Jackpot (08)		2.15x21	8.50x18	Elite 3	90/90-21	36	Elite 3	250/40R18	38	
Cory Ness Jackpot (08-10)		2.15x21	8.50x18	Elite 3	90/90-21	38	Elite 3	250/40R18	41	
Vegas Low (08)		2.15x21	5.00x18	Elite 3	90/90-21	36	D417	180/55B18	36	
Vegas Low (09)		2.15x21	5.50x18	Elite 3	90/90-21	38	D417	180/55B18	41	
Vision 8-Ball (10-11)		3.50x18	5.00x16	Elite 3	130/70R18	38	Elite 3 MT	180/60R16	40	Elite 4
Vision Street (08-09)	Street / Premium	3.00x18	5.00x16	Elite 3	130/70R18	38	Elite 3 MT	180/60R16	40	Elite 4
Arlen Ness Vision (09-10, 13)		3.00x18	5.00x16	Elite 3	130/70R18	38	Elite 3 MT	180/60R16	40	Elite 4
Vision Tour (08-14)	/ Comfort / Premium / 10th Anniv.	3.50x18	5.00x16	Elite 3	130/70R18	38	Elite 3 MT	180/60R16	40	Elite 4
Vision Tour (15-16)		3.50x18	5.00x16	Elite 3	130/70R18	38	Elite 3 MT	180/60R16	40	Elite 4
Arlen Ness Vision Tour (11-12)		3.50x18	5.00x16	Elite 3	130/70R18	38	Elite 3 MT	180/60R16	40	Elite 4
YAMAHA										
YSR 50 (87-92)				Scootsmart	100/90-12		Scootsmart	120/80-12		
XC 155 (15)	Smax	3.00x13	3.00x13	Scootsmart	120/70-13	29	Scootsmart	130/70-13	33	
CP250 (06-08)	Morphous	3.50x13	3.50x13	Scootsmart	120/70-13	32	Scootsmart	130/70-13	36	
XV250	Virago	1.85-18	2.15-15	D404F	3.00-18	28	D404	130/90-15	34	
WR 250R (08-16)		1.60x21	2.15x18	D606F	90/90-21	22	D606	120/90-18	29	
YZF-R3 (15-16)	R3	2.75x17	4.00x17	GT601	110/70-17	29	GT601	140/70-17	36	GPR-300/A-13/TT900GP
YP400 (05-15)	Majesty 400	3.00x14	4.00x13	Scootsmart	120/80-14	29	Scootsmart	150/70-13	36	
XP 500 (09-16)	TMAX	3.50x15	5.00x15	GPR-100F **	120/70R15	33	GPR-100 **	160/60R15	41	
XV 535 (87-90, 93-00)	Virago 535	1.85x19	3.00x15	D404F	100/90-19	29	D404	140/90-15	36	
XZ 550 (83)	Vision	1.85x18	2.15x18	D404F	100/90-18	26	D404	110/90-18	28	GT601
FZ6R (09-16)	FZ6R	3.50x17	4.50x17	Roadsmart II	120/70ZR17	36	Roadsmart II	160/60ZR17	42	Roadsport / GPR-300 / Q3
FZS 600 (04-09)	FZ6	3.50x17	5.50x17	Roadsmart II	120/70ZR17	36	Roadsmart II	180/55ZR17	42	Roadsport / GPR-300 / Q3
YZF 600R (94-07)	YZF600R	3.50x17	5.00x17	Sportmax Q3	120/60ZR17	36	Sportmax Q3	160/60ZR17	42	Roadsport / Roadsmart2 / Sportsmart2 / GPR-300
YZF-R6 (99-04)	R6	3.50x17	5.50x17	Sportmax Q3	120/60ZR17	36	Sportmax Q3	180/55ZR17	42	Roadsport / Roadsmart2 / Sportsmart2 / GPR-300
YZF-R6 (05-16)	R6	3.50x17	5.50x17	Sportmax Q3	120/70ZR17	36	Sportmax Q3	180/55ZR17	42	AL-13Z / Sportsmart2 / Roadsmart2 / Roadsport
YZF-R6 GP (06, 08, 12)	R6 Ann. Ed / CE / 50th Ann.	3.50x17	5.50x17	Sportmax Q3	120/70ZR17	36	Sportmax Q3	180/55ZR17	42	AL-13Z / Sportsmart2 / Roadsmart2 / Roadsport
YZF-R6S (06-09)	R6S	3.50x17	5.50x17	Sportmax Q3	120/60ZR17	36	Sportmax Q3	180/55ZR17	42	AL-13Z / Sportsmart2 / Roadsmart2 / Roadsport
XJ 650 / L (80-83)	Maxim / Midnight	1.85x19	3.00x16	Elite 3	MM90-19	30	Elite 3	MT90B16	32	D404
XS 650 (79-81)	Special II	1.85x19	2.75x16	Elite 3	MM90-19	30	Elite 3	MT90B16	32	D404
XS 650 S (78-81)		1.85x19	3.00x16	Elite 3	MM90-19	30	Elite 3	MT90B16	32	D404
XS 650 S (82-83)	Heritage	1.85x19	2.75x16	Elite 3	MM90-19	30	Elite 3	MT90B16	32	D404
XVS 650 / B (98-11,13-16)	V Star Custom / Midnight Custom	2.50x19	3.50x15	D404F	100/90-19	32	D404	170/80-15	40	F24 / K555/Elite 4
XVS 650 A / CE (98-11, 13-15)	V Star Classic / Classic CE	3.00x16	3.50x15	D404F	130/90-16	34	D404	170/80-15	40	Elite 4
XVS 650 AT / ATCE (02-11, 13)	V Star Silverado / Silverado CE	3.00x16	3.50x15	D404F	130/90-16	34	D404	170/80-15	40	Elite 4
XT660R (05)		1.85x21	4.25x17	Trailmax	90/90-21	36	Trailmax	130/80-17	40	Trailsmart
FZ07 (15-16)	FZ-07	3.50x17	5.50x17	Roadsmart II	120/70ZR17	36	Roadsmart II	180/55ZR17	42	Roadsport / Q3 / Sportsmart2
MT-07 (15-16)	MT-07	3.50-17	5.50-17	Roadsport	120/70ZR17	36	Roadsport	180/55ZR17	42	Q3 / Sportsmart2 / Roadsmart2
XJ 700 / X (85-86)	Maxim	2.15x19	3.00x16	D404F	100/90-19	28	D404	130/90-16	36	
XV 700 (84-87, 97)	Virago	2.15x19	3.00x15	D404F	100/90-19	28	D404	140/90-15	32	
FZR 750R (87-88)		3.50x17	4.50x18	Roadsmart II	120/70ZR17	36	Roadsmart II	160/60ZR18	40	
FZR 750 RR (90)		3.50x17	5.50x17	Roadsmart II	120/70ZR17	33	Roadsmart II	170/60ZR17	38	GPR-300
XJ 750 / M (82-83)	Maxim / Midnight	1.85x19	3.00x16	Elite 3	MM90-19	30	Elite 3	MT90B16	32	D404
XTZ 750 (90-91)	Super Tenere	1.85x21	3.00x17	TR91F	90/90-21	32	TR91	140/80R17	36	
XV 750 / M (81-83)	Virago / Midnight Virago	1.85x19	3.00x16	Elite 3	MM90-19	30	Elite 3	MT90B16	32	D404
XV 750 (88-98)	Virago	2.15x19	3.00x15	D404F	100/90-19	30	D404	140/90-15	40	
YZF 750 R / SP (93-98)		3.50x17	5.50x17	Sportmax Q3	120/70ZR17	36	Sportmax Q3	180/55ZR17	42	Roadsport / Roadsmart2 / Sportsmart2 / GPR-300
FZ8 N / GP (11-13)	FZ8 / 50th Anniversary	3.50x17	5.50x17	Roadsmart II	120/70ZR17	36	Roadsmart II	180/55ZR17	42	Roadsport / Q3 / Sportsmart2
FZ8 S (11-13)	Fazer 8	3.50x17	5.50x17	Roadsmart II	120/70ZR17	36	Roadsmart II	180/55ZR17	42	Roadsport / Q3 / Sportsmart2
XS 850 L / S (80-81)		1.85x19	3.00x16	Elite 3	MM90-19	30	Elite 3	MT90B16	32	D404
FJ-09 (15-16)	FJ-09	3.50x17	5.50x17	Roadsmart II	120/70ZR17	36	Roadsmart II	180/55ZR17	42	Roadsport / Sportsmart2 / Q3
FZ09 (14-16)	FZ-09	3.50x17	5.50x17	Roadsmart II	120/70ZR17	36	Roadsmart II	180/55ZR17	42	Roadsport / Sportsmart2 / Q3
MT-09 (15-16)	MT-09	3.50-17	5.50-17	Roadsport	120/70ZR17	36	Roadsport	180/55ZR17	42	Q3 / Sportsmart2 / Roadsmart2
XSR 900 (16)		3.50-17	5.50-17	Roadsport	120/70ZR17	36	Roadsport	180/55ZR17	42	Q3 / Sportsmart2 / Roadsmart2
XV 920 M (83)	Midnight Virago	1.85x19	3.00x16	Elite 3	MM90-19	30	Elite 3	MT90B16	32	D404
XVS 950 / CT (09-16)	V Star 950 / Tourer	3.50x18	4.50x16	D404F	130/70-18	33	K555	170/70B16	36	
XVS 950 CU (16)	Bolt	2.50x19	3.50x16	D404F	100/90-19	36	D404	150/80B16	41	Elite 4

MODEL NUMBER	MODEL NAME	Rim Size Front	Rim Size Rear	Front/ Rear Model	Front Size	Front PSI	Rear Size	Rear PSI	MORE RECOMMENDED OPTIONS (not necessarily in order of preference)	
FZR 1000 (87-88)		3.50x17	4.50x18	Roadsmart II	120/70ZR17	36	Roadsmart II	160/60ZR18	40	
FZS 1000 (01-05)	FZ1	3.50x17	5.50x17	Roadsmart II	120/70ZR17	36	Roadsmart II	180/55ZR17	42	Roadsport / Q3 / Sportsmart2
FZS 1000 (06-16)	FZ1	3.50x17	6.00x17	Roadsmart II	120/70ZR17	36	Roadsmart II	190/50ZR17	42	Roadsport / Q3 / Sportsmart2
XV 1000 (84-85)	Virago	2.15x19	3.00x15	D404F	100/90-19	30	D404	140/90-15	40	
YZF 1000R (97)		3.50x17	5.50x17	Sportmax Q3	120/70ZR17	36	Sportmax Q3	180/55ZR17	42	AL-13Z / Sportsmart2 / Roadsmart2
YZF-R1 / LE / SP / CE (98-08)	R1 / Limited Ed. / Anniv. Ed. / CE	3.50x17	6.00x17	Sportmax Q3	120/70ZR17	36	Sportmax Q3	190/50ZR17	42	AL-13Z / Sportsmart2 / Roadsmart2
YZF-R1 (09-11)	R1	3.50x17	6.00x17	Sportmax Q3	120/70ZR17	36	Sportmax Q3	190/55ZR17	42	AL-13Z / Sportsmart2
YZF-R1 (12-15)	R1	3.50x17	6.00x17	Sportmax Q3	120/70ZR17	36	Sportmax Q3	190/55ZR17	42	AL-13Z / Sportsmart2
YZF-R1 LE / GP (10, 12)	R1 LE / 50th Anniversary	3.50x17	6.00x17	Sportmax Q3	120/70ZR17	36	Sportmax Q3	190/55ZR17	42	AL-13Z / Sportsmart2
YZF-R1 (15-16)	R1	3.50x17	6.00x17	Sportmax Q3	120/70ZR17	36	Sportmax Q3	190/55ZR17	42	AL-13Z / Sportsmart2
XJ 1100 (82)	Maxim	1.85x19	3.00x16	Elite 3	MM90-19	30	Elite 3	MT90B16	32	D404
XS 1100 L / S (79-81)	Midnight Special	1.85x19	3.00x16	Elite 3	MM90-19	30	Elite 3	MT90B16	32	D404
XV 1100 (86-99)	Virago	2.15x19	3.00x15	D404F	100/90-19	30	D404	140/90-15	40	
XVS 1100 (99-11)	V Star 1100 Custom	2.15x18	4.50x15	D404F	110/90-18	33	D404	170/80-15	36	K555
XVS 1100 B (08-09)	V Star 1100 Midnight Custom	2.15x18	4.50x15	D404F	110/90-18	33	D404	170/80-15	36	K555
XVS 1100 A / AW / ACE (00-11)	V Star 1100 Classic / CE	3.00x16	4.50x15	D404F	130/90-16	32	D404	170/80-15	36	Elite 4
XVS 1100 AT / AT CE (02-11)	V Star 1100 Silverado / CE	3.00x16	4.50x15	D404F	130/90-16	33	D404	170/80-15	36	Elite 4
XTZ 1200 / E (12-16)	Super Tenere / ES	2.50x19	4.00x17	Trailsmart	110/80R19	33	Trailsmart	150/70R17	42	
VMX 1200 (85-86, 88-07)	V-Max	2.15x18	3.50x15	F20	110/90-18	36	K525	150/90-15	40	
XVZ 1200 T (83-84)	Venture	2.15x18	3.00x16	Elite 3	MR90-18	36	Elite 3	MU90B16	40	D404
XVZ 1200 TD (83-85)	Venture Royale	2.50x18	3.00x16	Elite 3	MR90-18	36	Elite 3	MU90B16	40	D404
FJR 1300 / A / AE / ES (03-16)	FJR 1300 / A / AE / ES	3.50x17	5.50x17	Roadsmart III	120/70ZR17	39	Roadsmart III	180/55ZR17	42	Q3 / Sportsmart2 / Roadsport
XVS 13 A / AX (07-09, 11-16)	V Star 1300 / Classic	3.00x16	4.50x16	D404F	130/90-16	36	K555	170/70B16	41	
XVS 13 CT / CTW (07-16)	V Star 1300 Tourer / Tourer ST	3.00x16	4.50x16	D404F	130/90-16	36	K555	170/70B16	41	
XVS 13 CTF / CTB (13-16)	V Star 1300 Deluxe / SE	3.00x16	4.50x16	D404F	130/90-16	36	K555	170/70B16	41	
XVZ 13 (87-88)	Venture	2.50x18	3.00x16	Elite 3	MR90-18	36	Elite 3	MU90B16	40	D404
XVZ 13A (96-01)	Royal Star / Royal Star Boulevard	3.50x16	4.00x15	Elite 3	150/80-16	36	Elite 3	MV85B15	40	D404
XVZ 13AT (96-00)	Royal Star Tour Classic	3.50x16	4.00x15	Elite 3	150/80-16	36	Elite 3	MV85B15	40	D404
XVZ 13LT (97-01)	Royal Star Tour Deluxe	3.50x16	4.00x15	Elite 3	150/80-16	36	Elite 3	MV85B15	40	D404
XVZ 13CT / CTS (05-09)	Royal Star Tour Deluxe / S	3.50x16	4.00x15	Elite 3	150/80-16	36	Elite 3	MV85B15	40	D404
XVZ 13TD (86-93)	Venture Royale	2.50x18	3.00x16	Elite 3	MR90-18	36	Elite 3	MU90B16	40	D404
XVZ 13TF / TFS (99-13)	Royal Star Venture / S	3.50x16	4.00x15	Elite 3	150/80-16	36	Elite 3	MV85B15	40	D404F
XVZ 13TFS (00)	Venture Limited Edition	3.50x16	4.00x15	Elite 3	150/80-16	36	Elite 3	MV85B15	40	D404F
XVZ 13TFS / TFM (02-05)	Royal Star Midnight Venture	3.50x16	4.00x15	Elite 3	150/80-16	36	Elite 3	MV85B15	40	D404F
XV 16A (99-03)	Road Star 1600	3.00x16	4.00x16	D404F	130/90-16	36	D404	150/80-16	41	
XV 16AL (00)	Road Star Limited	3.00x16	4.00x16	D404F	130/90-16	36	D404	150/80-16	41	
XV 16ALE (03)	Road Star Limited Edition	3.00x16	4.00x16	D404F	130/90-16	36	D404	150/80-16	41	
XV 16AS (01-03)	Road Star Midnight Star	3.00x16	4.00x16	D404F	130/90-16	36	D404	150/80-16	41	
XV 16AT / ATLE (99-03)	Road Star Silverado / Limited Ed.	3.00x16	4.00x16	D404F	130/90-16	36	D404	150/80-16	41	
XV 17A (04-07)	Road Star (Spoke Wheels)	3.00x16	3.50x16	D404F	130/90-16	36	D404	150/80-16	41	
XV 17AW (05-07)	Road Star (Cast Wheels)	3.00x16	3.50x16	D404F	130/90-16	36	D404	150/80-16	41	
XV 17AW (08-10)	Road Star (Cast Wheels)	3.00x16	3.50x16	D404F	130/90-16	36	D404 **	150/80B16	41	
XV 17AS (08-15)	Road Star S	3.00x16	3.50x16	D404F	130/90-16	36	D404 **	150/80B16	41	
XV 17AM (04-07)	Road Star Midnight	3.00x16	3.50x16	D404F	130/90-16	36	D404	150/80-16	41	
XV 17AT / ATS (04-15)	Road Star Silverado / S	3.00x16	3.50x16	D404F	130/90-16	36	D404 **	150/80B16	41	
XV 17ATM (05-07)	Road Star Midnight Silverado	3.00x16	3.50x16	D404F	130/90-16	36	D404	150/80-16	41	
XV 17PC (02-10)	Road Star Warrior	3.50x18	6.00x17	D220F	120/70ZR18	36	D220	200/50ZR17	42	Roadsmart2
XV 17PCM (06-10)	Road Star Midnight Warrior	3.50x18	6.00x17	D220F	120/70ZR18	36	D220	200/50ZR17	42	Roadsmart2
MT-01 (07-09)	MT-01	3.50x17	6.00x17	Sportmax Q3	120/70ZR17	36	Sportmax Q3	190/50ZR17	42	Roadsmart2 / Sportsmart2 / Roadsport
XV 19 A / M (06-10)	Roadliner / Roadliner Midnight	4.00x18	5.50x17	D251F	130/70R18	36	D251 **	190/60R17	41	
XV 19S (06-10, 12-15)	Roadliner S	4.00x18	5.50x17	D251F	130/70R18	36	D251 **	190/60R17	41	
XV 19CT / CTM (06-09)	Stratoliner / Stratoliner Midnight	4.00x18	5.50x17	D251F	130/70R18	36	D251 **	190/60R17	41	
XV 19CTS (06-10,12-15)	Stratoliner S	4.00x18	5.50x17	D251F	130/70R18	36	D251 **	190/60R17	41	
XV 19CTSZ (10-12, 14)	Stratoliner Deluxe	4.00x18	5.50x17	D251F	130/70R18	36	D251 **	190/60R17	41	
ZERO										
Zero S (11-13)		3.00x17	3.50x17	GT601F	110/70-17	32	GT601	130/70-17	35	
Zero S (14-15)		3.00x17	3.50x17	GT601F	110/70R17	32	GT601	140/70R17	35	GPR-300
Zero SR (14-15)		3.00x17	3.50x17	GT601F	110/70R17	32	GT601	140/70R17	35	GPR-300



MONZA
IMPORTS

TEL: 03 8327 8888

www.DUNLOPTYRES.com.au